




























## VCA APPROVED 'FLORIDA FRIENDLY' RESIDENT PLANT LIST





	Name		Plant Specifications	Landscape Uses	Comments
PALMS					
	<b>Alexander Palm</b> <i>Ptychosperma elegans</i>		Light - Partial Shade Plant Shape - Upright Spread - 6 to 10 feet Height - 15 to 25 feet Growth Rate - Moderate Flowering - Summer	Tall slender accent palm.	Also known as Solitaire Palm. Can be used as a multiple trunk specimen.
	<b>Bismarck Palm</b> <i>Bismarckia nobilis</i>		Light - Full Sun to Partial Sun Plant Shape - Upright, Round Spread - 15 to 20 feet Height - 30 to 60 feet Growth Rate - Slow Flowering months - Spring	Massive specimen palm; out of scale for small residential yards.	Very large plant - needs plenty of room on all sides. Stiff, waxy, blue-green fronds; white/cream flowers. Green fruit.
	<b>Bottle Palm</b> <i>Hyophorbe lagenicaulis</i>		Light - Full Sun to Partial Sun Plant Shape - Upright Height - 5 to 12 feet Growth Rate - Slow Flowering months - Spring	Accent Palm. Its small size and striking appearance enhance formal or eclectic landscapes. Best in sheltered area.	Cold sensitive. Unique trunk.
	<b>Buccaneer Palm</b> <i>Pseudophoenix sargentii</i>		Light - Full Sun Plant Shape - Upright Height - 10 to 25 feet Growth Rate - Slow Flowering - Summer	Small specimen or accent palm, stout-ringed trunk with blue-green fronds	Slow-growing and sensitive to cold, the buccaneer is a perfect small palm for a small yard.

	<b>Canary Island Date Palm</b> <i>Phoenix canariensis</i>		Light - Full Sun Plant Shape - Upright Spread - 25 to 30 feet Height - to 60 feet Growth Rate - Slow Flowering - Spring/Summer	Stately, large specimen. Not suited for small yards.	Spiny thorns. Thick trunk. Does best in a dry location.
	<b>Cat Palm</b> <i>Chamaedorea cataractarum</i>		Light - Partial Shade to Full Shade Plant Shape - Clumping, round Height - to 5 feet Growth Rate - Moderate Flowering - Spring	Small trunkless palm, useful as an accent plant in a small shaded garden.	Best planted in a sheltered area.
	<b>Christmas Palm</b> <i>Adonidia merillii</i>		Light - Full Sun Plant Shape - Upright Height - 12 to 15 feet Growth Rate - Slow Flowering - December	A showy, highly ornamental palm that works beautifully in small landscape areas.	Self-cleaning. Can be single or multi-trunked. Produces red berries around Christmastime.
	<b>European Fan Palm</b> <i>Chamaerops humilis</i>		Light - Full Sun to Partial Shade Plant Shape - Upright, irregular Spread - 6 to 15 feet Height - 5 to 15 feet Growth Rate - Very Slow Flowering - Spring	Small, multi-stemmed palm, used for specimen or accent. Best placed a safe distance from heavy foot traffic.	Clumping palm; low maintenance compared to other palms; petioles with sharp teeth. Cold hearty.
	<b>Florida Thatch Palm</b> <i>Thrinax radiata</i>		Light - Full Sun Plant Shape - Weeping, Upright Spread - 6 to 10 feet Height - 15 to 20 feet Growth Rate - Slow Flowering - Summer	Good native plant for many landscapes due to small size.	The fall fruit produced on a mature specimen is a good food source for birds. Wind resistant.






	<b>Foxtail Palm</b> <i>Wodyetia bifurcata</i>		Light - Full Sun to Partial Sun Plant Shape -Upright, vase, Arching Spread 8 to 20 feet Height - 20 to 30 feet Growth Rate - Fast Flowering - Spring	Solitary palm, often used in clusters. In scale for most sized homes.	Can be used as a multiple trunk specimen. Self-cleaning. Fronds resemble a fox tail.
	<b>Lady Palm</b> <i>Raphis excelsa</i>		Light - Partial Shade to Full Shade Plant Shape -Irregular, upright Spread - 10 to 15 feet Height - 7 to 14 feet Growth Rate - Slow Flowering - Summer	Accent palm, can be used as a shrub or bottom leaves can be removed for a tree look. Best for small shaded spots.	Forms clumps of bamboo-like stalks topped with very dark green fan-shaped leaves. Dwarf varieties available.
	<b>Needle Palm</b> <i>Rhapidophyllum hystrix</i>		Light - Partial Shade Plant Shape -Upright, Clumping, Arching Spread - 5 to 10 feet Height - 6 to 8 feet Growth Rate - Slow Flowering - Summer	Shaded, understory conditions. Best in natural settings.	Attractive to wildlife. Small trunkless, clumping palm. Exceptionally cold tolerant.
	<b>Palmetto Dwarf</b> <i>Sabal minor</i>		Light - Sun to Partial Shade Plant Shape -Clumping, upright Spread - 4 to 8 feet Height - 4 to 9 feet Growth Rate - Slow Flowering - Summer	Low growing silver or blue-green native palm for a naturalized look.	Blueish green, fan shaped leaves; small, white flowers; black berries provides food for wildlife in fall; difficult to transplant
	<b>Pygmy Date Palm</b> <i>Phoenix roebelenii</i>		Light - Full Sun to Partial Shade Plant Shape -Upright, Clumping Spread - 5 to 10 feet Height - up to 12 feet Growth Rate - Slow Flowering - Spring	Low maintenance small palm in scale for one story residences.	Naturally a solitary-trunk palm, often seen as a multi-trunk specimen. Spiny thorns.












	<b>Queen Palm</b> <i>Syagrus romanzoffiana</i>		Light -Full Sun to Partial Shade Plant Shape - Upright Spread - 5 to 10 feet Height 40 feet Growth Rate - Fast	May topple in strong winds, plant well away from the house, at least 10 feet out.	Messy orange fruit drops. Needs frequent fertilization.
	<b>Royal Palm</b> <i>Roystonea elata</i>		Light - Full Sun to Partial Shade Plant Shape -Upright, Arching Spread - 15 to 25 feet Height - 50 to 80 feet Growth Rate - Moderate Flowering - Summer	Mammoth sized, royals are used in larger landscapes with bigger houses so they fit the scale of their surroundings.	Tall, smooth cement gray trunk; high wind resistance; self-cleaning.
	<b>Sabal Palm</b> <i>Sabal palmetto</i>		Light -Full Sun to Partial Shade Plant Shape - Arching, Upright Spread - 10 to 15 feet Height - 25 to 60 feet Growth Rate - Slow Flowering - Summer	Planted as a single palm or small groups to accent home.	Florida state tree, hearty and easy to grow; high wind resistance; transplants easily; food and cover for wildlife
	<b>Saw Palmetto</b> <i>Serenoa repens</i>		Light - Full Sun to Partial Shade Plant Shape -Clumping, irregular Spread - 4 to 10 feet Height - 3 to 10 feet Growth Rate - Moderate Flowering - Spring	Perfect as a filler, hedge, backdrop or accent, these plants add old-Florida charm. Useful ground cover for large areas.	Naturalized look. Silver variety is available. Attracts pollinators.
	<b>Silver Thatch Palm</b> <i>Coccothrinax argentata</i>		Light - Full Sun to Partial Sun Plant Shape -Clumping Spread -5 to7 feet Height -7 to 15 feet Growth Rate - Very Slow Flowering - Summer	Specimen tree or accent. In scale with most residential spaces.	Pretty, small size palm with a slender trunk and an open crown.

	<b>Spindle Palm</b> <i>Hyophorbe verschaffeltii</i>		Light - Full Sun to Part Sun Plant Shape - Upright Height - up to 20 feet Growth Rate - Slow Flowering months - Summer	Specimen or accent. Formal yet tropical.	Unique bottle-shaped trunk.
	<b>Sylvester Palm</b> <i>Phoenix syvestris</i>		Light -Full Sun to Partial Shade Plant Shape - Arching, Upright Spread - 10 to 15 feet Height - to 40 feet Growth Rate - Moderate Flowering - Summer	Suited for medium to large scale residences. Can be solitary or multi-trunked.	Smaller, silvery blue-green version of the Canary Island Date Palm with a slimmer trunk. Spiny thorns.
CYCADS					
	<b>Cardboard Plant</b> <i>Zamia furfuracea</i>		Light - Sun to Part Shade Plant Shape - Mounding, Round Spread - up to 8 feet Height - 5 feet Growth Rate -Slow Flowering -None	Serves as a specimen, accent plant or large ground cover. Tropical. Suited to large yards.	Low maintenance.
	<b>Chestnut Dioon</b> <i>Dioon edule</i>		Light - Full Sun to Part Shade Plant Shape - Upright Spread - 6 feet Height - 6 feet Growth Rate - Slow Flowering -None	Accent or specimen.	Blue-green feathery looking, but spiny palm-like leaves. Larger 'Giant Dioon' ( <i>Dioon spinulosum</i> ) also available.






	<b>Florida Coontie</b> <i>Zamia Floridana</i>		Light - Full Sun to Full Shade Plant Shape - Upright Spread - 3 feet Height - 2.5 to 3 feet Growth Rate - Slow Flowering -None	Specimen or ground cover.	Host plant for the Atala butterfly. Small palm-like plant.
	<b>King Sago</b> <i>Cycas revoluta</i> <b>Queen Sago</b> <i>Cycas circinalis</i>		Light - Full Sun to Part Shade Plant Shape - Upright Spread - 5 - 8 feet Height - 5 - 10 feet Growth Rate - Slow Flowering -None	Tropical accent plant. Queen Sago grows larger.	Drought resistant.
REPLACEMENT CANOPY & HARDWOOD TREES					
	<b>*Black Olive,</b> <i>Bucida buceras</i> 'Shady Lady'		Light -Full Sun Plant Shape - Upright, Round Spread - 35 to 50 feet Height up to 30 feet Growth Rate - Fast Flowering - Spring	MEDIUM, LARGE YARD Single yard specimen.	Evergreen,. Black fruit, can stain materials it falls onto.
	<b>*Bottle Brush</b> 'Callistemon citinus' 'Red Cluster'		Light -Full Sun to Partial Shade Plant Shape - Round or Weeping Spread - 6 to 15 feet Height - 10 to 30 feet Growth Rate - Fast Flowering -On/off all year	SMALL YARD Specimen or accent tree. Small to medium flowering tree.	Attracts hummingbirds and butterflies. Dwarf shrub variety "Little John" available.

	<b>Golden Shower</b> 'Cassia fistula'		Light -Full Sun Plant Shape - Vase, Oval, Erect Spread - 30 to 40 feet Height - 30 to 40 feet Growth Rate - Fast Flowering -Early Summer/Early Fall	MEDIUM OR LARGE YARD	Semi-deciduous. Very showy large yellow flowers, low wind resistance
	<b>*Green Buttonwood</b> 'Concarpus erectus'		Light -Full Sun Plant Shape - Vase, Spreading Spread - 30 to 45 feet Height - 15 to 20 feet Growth Rate - Slow Flowering - Spring to early Fall	MEDIUM OR LARGE YARD Purchase as tree form	Evergreen. High wind resistance. Low-branching, multi-trunked, shrubby. Drought tolerant
	<b>Hong Kong Orchid Seedless</b> 'Bauhinia blakeana'		Light -Full Sun Plant Shape - Irregular, Vase Spread - 20 to 25 feet Height - 20 to 40 feet Growth Rate - Fast Flowering - Winter/Spring	MEDIUM, LARGE YARD Single yard specimen. Seedless variety only.	Attracts butterflies, birds, hummingbirds. Weak wood, requires annual pruning to maintain shape. Fragrant flowers.
	<b>Japanese Blueberry Tree</b> 'Elaeocarpus decipiens'		Light -Full Sun to Partial Sun Plant Shape - Upright, Oval Spread - 15 to 20 feet Height - 15 to 20 feet Growth Rate - Slow Flowering - Spring/Summer	SMALL OR MEDIUM YARD Accent tree. The narrow form fits in almost anywhere, even in areas of limited space.	Evergreen. Can be shaped into topiary as an accent tree or lower branches can be removed for canopy effect.
















	<b>*Japanese Fern Tree</b> <i>'Filicium decipiens'</i>		Light -Full Sun Plant Shape - Upright, Globe Spread - 15 to 20 feet Height - 20 to 30 feet Growth Rate - Fast Flowering - Spring/Summer	FOR ALL YARD SIZES Specimen tree. Suited to larger spaces.	Evergreen. Attractive fern-like foliage. Susceptible to hurricane damage.
	<b>Live Oak</b> <i>'Quercus Virginiana'</i> <i>'High Rise'</i> or <i>'Cathedral'</i>		Light - Full Sun - Part Shade Plant Shape - Upright, Oval Spread - 25 feet Height - 40 feet Growth Rate - Moderate Flowering - Spring	SMALL OR MEDIUM YARD <i>'High Rise'</i> and <i>'Cathedral'</i> are cultivars of the Live Oak and have low spread to height ratios.	Evergreen Smaller clone of the <i>'Live Oak'</i> . Produces acorns.
	<b>Magnolia</b> <i>'Magnolia grandiflora'</i> <i>'D.D. Blanchard'</i>		Light -Full Sun Plant Shape - Upright Spread - 20 - 35 feet Height - 25 to 40 feet Growth Rate - Slow Flowering - Spring then off/on	MEDIUM OR LARGE YARD Similar to but larger than the problematic <i>'Little Gem'</i> , fragrant	Evergreen. Creamy white, fragrant flowers, large, stiff, glossy-green leaves with bronze-brown undersides.
	<b>*Pigeon Plum</b> <i>'Cocco loba diversifloia'</i>		Light -Full Sun to Partial Sun Plant Shape - Pyramidal, vase Spread - 20 to 35 feet Height - 15 to 25 feet Growth Rate - Fast Flowering - Spring	SMALL OR MEDIUM YARD Compact crown makes it suitable for small areas. Select non-fruiting male variety.	Evergreen Edible fruits provides food for wildlife. Bark peels and becomes showy with age. Typically has a multiple trunk.
	<b>*Simpson Stopper</b> <i>'Myrcianthes fragrans'</i>		Light -Full Sun to Partial Sun Plant Shape - Upright, Spread - 5 to 15 feet Height - 6 to 20 feet Growth Rate - Slow Flowering - Spring	SMALL YARD Purchase as tree form.	Evergreen Cold hardy, good for small areas, needs little attention once established. Drought tolerant.










<p><b>*Tabebuia</b>  <i>Tabebuia caravia</i>  'Silver Trumpet'</p>		<p>Light -Full Sun  Plant Shape - Trumpet, Erect  Spread - 10 - 15 feet  Height - 15 - 25 feet  Growth Rate - Slow  Flowering - Late Winter, Early Spring</p>	<p>SMALL YARD</p>	<p>Yellow flowers, interesting twisted trunk.</p>
<p><b>*Tabebuia</b>  <i>Tabebuia heterophylla</i>  'Pink Trumpet'</p>		<p>Light -Full Sun  Plant Shape - Trumpet, Erect  Spread - 15 - 25 feet  Height - 25 - 30 feet  Growth Rate - Moderate  Flowering - Spring, Summer</p>	<p>MEDIUM OR LARGE YARDS</p>	<p>Pink flowering, larger tabebuia.</p>
<p><b>*Tabebuia</b>  <i>Tabebuia chrysotricha</i>  'Gold Trumpet'</p>		<p>Light -Full Sun  Plant Shape - Trumpet, Erect  Spread - 25 - 35 feet  Height - 25 - 35 feet  Growth Rate - Moderate to Fast  Flowering - Spring, Summer</p>	<p>MEDIUM OR LARGE YARD</p>	<p>Golden yellow flowering, larger tabebuia.</p>
<p><b>*Tabebuia</b>  <i>Tabebuia impetiginosa</i>  'Purple Trumpet'</p>		<p>Light -Full Sun  Plant Shape - Trumpet, Erect  Spread - 10 - 15 feet  Height - 12 - 18 feet  Growth Rate - Moderate to Fast  Flowering - Late Winter, Early Spring</p>	<p>SMALL YARD  Specimen tree</p>	<p>Rose-pink to purple trumpet shaped blooms</p>
<p><b>*Verawood Tree</b>  <i>Bulnesia arborea</i></p>		<p>Light -Full Sun  Plant Shape - Spreading, rounded  Spread - 15 - 20 feet  Height - 20 - 40 feet  Growth Rate - Moderate  Flowering - Late Spring, Summer</p>	<p>SMALL OR MEDIUM YARD</p>	<p>Multi-stemmed or single trunk, yellow flower. Low wind resistance</p>







## OTHER SHADE & ACCENT TREES






	<b>Dahoon Holly</b> <i>Ilex cassine</i>		Light -Full Sun to Partial Sun Plant Shape - Upright, Round Spread - 15 to 20 feet Height - 20 to 30 feet Growth Rate - Moderate Flowering - Spring	Medium sized tree, suited to most yards.	Evergreen. Provides food for wildlife; does best in rich, organic soils. Male and female required for berry production.
	<b>East Palatka Holly</b> <i>Ilex attenuata</i>		Light -Full Sun Plant Shape - Open Pyramidal Spread - 10 to 15 feet Height - 30 to 45 feet Growth Rate - Moderate Flowering - Spring	Specimen tree. Suited to medium and large yards.	Evergreen. Attracts birds; showy; fruit/leaves not a litter problem. Hybrids are available.
	<b>Ligustrum</b> <i>Ligustrum japonicum</i>		Light -Full Sun to Partial Sun Plant Shape - Upright, Oval Spread - 15 to 25 feet Height - 8 to 12 feet Growth Rate - Moderate Flowering - Summer/Fall	Accent tree or shrub. Suited to all yards.	Evergreen. Large shrub often pruned into tree-form or topiary.
	<b>Red Maple</b> <i>'Acer rubrum'</i>		Light -Full Sun Plant Shape - Oval, Round, Upright Spread - 25 to 35 feet Height - 60 to 75 feet Growth Rate - Fast Flowering - Late Winter/Early Spring	Specimen tree. Red fall foliage. Suited to medium and large yards.	Deciduous. Medium to low wind resistance. Good for wet sites. Smaller cultivars like "Autumn Flame" and "Gerling" are available.

	<b>Slash Pine</b> <i>'Pinus elliottii'</i>		Light -Full Sun to Partial Shade Plant Shape - Upright, Irregular Spread - 35 to 50 feet Height - 60 to 80 feet Growth Rate - Fast Flowering -None	Specimen tree. Best planted in groups. Suited to large yards only.	Conifer. Creates a natural bird sanctuary and food for wildlife. Flamable plant 30 feet away from buildings.
	<b>Southern Live Oak</b> <i>'Quercus virginiana'</i>		Light -Full Sun Plant Shape - Upright, Oval Spread - 60 to 120 feet Height - 40 to 80 feet Growth Rate - Moderate Flowering - Spring	Suited to large yards only. Stately, large, sprawling; horizontal branching tree. Do not plant near the house, walk, driveway, or utility boxes. Suited to large yards only.	Semi-deciduous. Produces acorns. Invasive root system.
<b>FLOWERING TREES</b>					
	<b>Bottlebrush</b> <i>Calistemon spp.</i>		Light -Full Sun to Partial Shade Plant Shape - Round Spread - 6 to 15 feet Height - 10 to 30 feet Growth Rate - Fast Flowering -On/off all year	Specimen or accent tree. Small to medium flowering tree. Suited to all yards.	Evergreen. Attracts hummingbirds and butterflies. Varieties include weeping, cluster and dwarf shrub "Little John".
	<b>Crape Myrtle</b> <i>Lagerstroemia indica</i>		Light -Full Sun Plant Shape - Upright, vase Spread - 10 to 15 feet Height - 6 to 25 feet Growth Rate - Fast Flowering -Summer	Accent tree. Small flowering tree or shrub.	Deciduous. Flower color and height vary by cultivar. Dwarf varieties available.
















	<b>Dewdrop Tree</b> <i>Duranta Erecta</i> <i>'Sapphire Showers'</i>		Light - Full Sun to Partial Shade Plant Shape - Erect Spread - Proportionate to height Height - 8 to 15 feet Growth Rate - Moderate to Fast Flowering - Spring/Summer	Small accent shrub can be trimmed to a tree form.	Evergreen. Provides food and shelter for butterflies and birds. Filly purple flowers. Berries are poisonous to pets if ingested.
	<b>Golden Shower Tree</b> <i>Cassia fistula</i>		Light -Full Sun Plant Shape - Open, Irregular, Vase Spread - 25 to 40 feet Height - 30 to 40 feet Growth Rate - Fast Flowering -Spring	Specimen tree. Suited to medium or large yard.	Semi-deciduous. Yellow flowers. Low wind resistance.
	<b>Hong Kong Orchid - Seedless</b> <i>Bauhinia blakeana</i>		Light -Full Sun Plant Shape - Irregular, Vase Spread - 20 to 25 feet Height - 20 to 40 feet Growth Rate - Fast Flowering - Winter/Spring	Specimen tree. Suited to medium or large yards.	Attracts butterflies, birds, hummingbirds. Weak wood, requires yearly pruning. Fragrant flowers.
	<b>Jacaranda Tree</b> <i>Jacaranda mimosifolia</i>		Light -Full Sun to Partial Sun Plant Shape - Vase, Spreading Spread - 45 to 60 feet Height - 25 to 40 feet Growth Rate - Fast Flowering - April through August	Specimen tree. Suited to medium or large yards. <i>This tree will not flower for 5 to 7 years.</i>	Semi-deciduous. Feathery foliage with large purple flower clusters. Fallen petals can be messy. Can form large surface roots.
	<b>Southern Magnolia</b> <i>Magnolia grandiflora</i>		Light -Full Sun Plant Shape - Pyramidal, oval Spread - 30 to 40 feet Height -60 to 80 feet Growth Rate -Moderate Flowering - Spring and Summer	Suited to large yards only. Stately, large, sprawling; horizontal branching tree. Do not plant near the house, walk, driveway, or utility boxes because of root encroachment.	Evergreen. Beautiful creamy white, sweet scented flowers. Can form large surface roots.







	<b>Trumpet Tree, Tabebuia</b> <i>Tabebuia caravia</i> , <i>heterophylla</i> , <i>impetiginosa</i> , <i>chrysotricha</i> .		Light -Full Sun Plant Shape - Columnar Spread - 10 to 15 feet - dep on variety Height -15 to 25 feet dep on variety Growth Rate -Moderate Flowering - Winter/Spring	Suited to all yards, depending on variety. Great single specimen trees for most sized yards; pretty accents in larger properties.	Evergreen. Available in yellow, pink and purple varieties. Low wind resistance.
	<b>Verawood Tree</b> <i>Bulnesia arborea</i>		Light -Full Sun Plant Shape - Spreading, Rounded Spread - 20 to 40feet Height -20 to 30 feet Growth Rate -Moderate Flowering - April - October	Great single specimen trees for small or medium sized yards as well as pretty accents in larger properties.	Evergreen. High wind resistance.
<b>SHRUBS AND TROPICALS</b>					
	<b>Adam's Needle</b> <i>Yucca filamontosa</i>		Light - Full Sun Plant Shape - Round Spread - 3 to 4 feet Height - to 5 feet Growth Rate - Moderate Flowering - Spring	Accent and specimen.	Evergreen. Rigid leaves, spiny tips. Flower stalk takes several years to appear.
	<b>African Iris</b> <i>Dietes vegeta</i>		Light - Full Sun Plant Shape - Upright Spread - 1 to 2 Height - 1 to 2 feet Growth Rate - Moderate Flowering - Spring/Summer	Massing and accent.	Attractive white or yellow flowers.

<p><b>Agapanthus</b>  <i>Agapanthus africanus</i>  'Lily of the Nile', 'African Lily'</p>		<p>Light - Part Sun to Part Shade  Plant Shape - Upright, clumping  Spread - 1 to 2 feet  Height - 1.5 to 4 feet  Growth Rate - Moderate  Flowering - Spring/Summer</p>	<p>Massing, accent or specimen. Good tropical garden choice.</p>	<p>Large globe-shaped blue flowers, evergreen strappy leaves.</p>
<p><b>Agave</b>  <i>Agave spp.</i></p>		<p>Light -Full Sun  Plant Shape - Varied  Spread - 3 to 10 feet  Height -3 to 6 feet  Growth Rate -Slow  Flowering - Varies</p>	<p>Specimen or accent. Choose species adapted to landscape design.</p>	<p>Dramatic foliage, varied colors and forms. Very low maintenance. Showy with sharp spines. Many varieties are available.</p>
<p><b>Allamanda</b>  <i>Allamanda schottii</i></p>		<p>Light -Full Sun to Partial Sun  Plant Shape - Round  Spread - 4 to 7 feet  Height - 5 to 6 feet  Growth Rate -Varies  Flowering - Summer/Fall</p>	<p>Accent plant. Allamanda forms a loose, semi-open, medium-sized shrub.</p>	<p>Attracts butterflies. Yellow flowers.</p>
<p><b>Alocasia, Elephant Ear</b>  <i>Alocasia spp.</i></p>		<p>Light -Partial Sun to Shade  Plant Shape - Varies  Spread - up to 8 feet  Height - up to 6 feet  Growth Rate -Varies  Flowering - Summer/Fall</p>	<p>Tropical accent plant.</p>	<p>Numerous cultivated species; available in many sizes and colors. Prefers moist, organic soil.</p>
<p><b>Arboricola</b>  <i>Schefflera Arboricola</i></p>		<p>Light - Full Sun to Full Shade  Plant Shape -Mounded  Spread - 6 to 8 feet  Height - 6 to 8 feet  Growth Rate - Fast  Flowering - Winter</p>	<p>Accent, hedges or foundation plants. Looks best lightly trimmed to maintain shape. Can be kept at 2 - 3 feet.</p>	<p>Green and variegated cultivars available. 'Dazzle', 'Capella', 'Trinette', 'Green'. Orange fruit in winter. Few pest problems.</p>















	<b>Bahama senna</b> <i>Senna mexicana</i>		Light -Full Sun to Partial Shade Plant Shape - Round, spreading Spread - 3 to 6 feet Height - 2 to 4 feet Growth Rate -Varies Flowering - Fall/Winter	Small spreading specimen shrub.	Attracts butterflies. Yellow flowers. Lives 3-5 years, but will reseed.
	<b>Bridal Bouquet Frangipani</b> <i>Plumeria pudica</i>		Light - Full Sun Plant Shape - Vase, Upright Spread - 6 to 8 feet Height -6 to 8 feet Growth Rate -Moderate Flowering - Summer	Specimen shrub.	Evergreen. Shrub with showy, fragrant white flowers and large foliage.
	<b>Bird of Paradise Orange</b> <i>Strelitzia Reginae</i>		Light - Full Sun to Partial Shade Plant Shape - Vase, Upright Spread - 2 to 4 feet Height -3 to 5 feet Growth Rate -Moderate Flowering - Spring/Summer	Tropical accent plant.	Inflorescence suggests bird in flight; more profuse on mature plants.
	<b>Bird of Paradise White</b> <i>Strelitzia nicolai</i>		Light - Full Sun to Partial Shade Plant Shape - Upright, Clumping Spread - 15 to 20 feet Height -20 to 30 feet Growth Rate -Fast Flowering - Spring	FOR LARGE YARDS ONLY Tropical accent plant. A standout in the landscape. Very large plant suited to large yards.	The interesting flowers are white with a dark blue tongue, resembles bird's head.
	<b>Bougainvillea</b> <i>Bougainvillea spectabilis</i> spp.		Light - Full Sun Plant Shape - Spreading, Round Spread - Variable Height - Variable Growth Rate -Fast Flowering -Periodically all year	Can be trained to stand alone, on fixed structures, as a sprawling shrub, or allowed to grow naturally.	Evergreen, shrubby vine. Dwarf and medium sized varieties available. Thorny. Excess watering inhibits flowering.







	<b>Bromeliad</b> <i>Bromeliaceae genera spp.</i>		Light - Full Sun to Shade Plant Shape - Spreading, Round Spread - Varies Height -Varies Growth Rate -Moderate Flowering -Periodically	Accent. Bold, often colorful leaves and exotic flower spikes. Tropical appearance in garden.	Large family of plants with large variety of shapes, colors and light requirements. Certain types are native to Florida.
	<b>Buttonwood, Green</b> <i>Conocarpus erectus</i> <b>Buttonwood, Silver</b> <i>Conocarpus erectus var. sericeus</i>		Light - Full Sun to Partial Shade Plant Shape - Vase, varies Spread - Varies - up to 20 to 30 feet Height -Varies up to 30 to 40 feet Growth Rate -Moderate Flowering - Spring/Summer/Fall	Specimen plant, shade tree, hedge.	Larval host plant for butterflies, and attracts pollinators. Can be grown as a tree or trimmed to shrub or hedge.
	<b>Cape Honeysuckle</b> <i>Tecoma capensis</i>		Light - Full Sun to Partial Shade Plant Shape -Varies with trim Spread - Up to 6 feet Height - 3 to 10 feet (as shrub) Growth Rate -Fast Flowering - Off/On all year	Rambling shrub. Not a true honeysuckle.	Attracts butterflies, birds, hummingbirds. Produces clusters of trumpet-shaped yellow, apricot, red, or orange flowers.
	<b>Clerodendrum</b> <i>Clerodendrum spp.</i>		Light - Full Sun to Partial Shade Plant Shape - Vase, Upright Spread - varies Height -8 to 15 feet Growth Rate -Fast Flowering - Winter/Spring/Summer	Specimen shrub. Varieties include: Starburst - white/pink; Pagoda Flower- coral; Pink Glory - pink.	Prefer morning sun and dappled sun or shade in the afternoon. Once established, very drought tolerant. Spreads quickly by root runners.
	<b>Clusia</b> <i>rosea</i> 'Pitch Apple' <i>Clusia guttifera</i>		Light - Full Sun to Partial Shade Plant Shape - Rounded Spread - 15 to 20 feet Height - 25 to 30 feet Growth Rate - Slow Flowering - Spring/Summer	Specimen tree, hedge, accent or tree form.	Semi-succulent. Thick, leathery leaves. 'Clusia guttifera' has smaller leaves.

	<b>Cocoplum</b> <i>Chrysobalanus icaco</i>		Light - Full Sun to Partial Shade Plant Shape - Upright Spread - 10 to 20 feet Height - 5 to 15 feet Growth Rate - Moderate Flowering -Periodically	Can be used as a hedge or screen plant.	Evergreen. Edible fruit, provides food for wildlife. Red-tipped variety most common.
	<b>Copperleaf spp.</b> <i>Acalypha spp.</i>		Light - Sun to Partial Shade Plant Shape - Upright, Round Spread - 6 to 8 feet Height - 6 to 12 feet Growth Rate - Fast Flowering -Spring/Fall	Hedge, accent, mass plantings, specimen.	Numerous cultivars with varying leaf color, size and shape. Cold sensitive.
	<b>Crinum Lily spp.</b> <i>Crinum spp.</i>		Light - Full to Part Sun Plant Shape - Upright, Clumping Spread - 5 to 7 feet Height - 5 to 7 feet Growth Rate - Fast Flowering -All year periodically	Large, eye-catching focal points in landscape.	Bulb bearing perennial. Exotic flowers in white or purple/pink. Requires moisture.
	<b>Croton spp.</b> <i>Codiaeum</i>		Light - Full Sun to Part Shade Plant Shape - Variable Spread - Variable Height - Variable Growth Rate - Moderate Flowering - Summer	Tropical accent, hedge or specimen. Provide color in tropical landscape.	Numerous varieties available. Wide variety of leaf color, size and shape.
	<b>Crown of Thorns</b> <i>Euphorbia milli</i>		Light - Full Sun to Part Sun Plant Shape - Upright, irregular Spread - 3 to 5 feet Height - 3 to 5 feet Growth Rate - Moderate Flowering - All year	Abundantly flowering border or accent plant.	Semi-succulent, thorny. Heat tolerant and drought resistant. Red, coral, yellow flowers. Irritating white sap when cut. Varieties available.















	<b>Dombeya, Florida Hydrangea</b> <i>Dombeya wallichii</i>		Light - Full Sun Plant Shape - Oval Spread - 4 to 7 feet Height - 4 to 7 feet Growth Rate - Fast Flowering - Winter	Large, robust ornamental shrub. Specimen, can be trained as small tree or topiary.	Attracts pollinators. Beautiful, red to pink pom-pom flowers. Needs frequent fertilizing.
	<b>Dracena, Song of India</b> <i>Dracaena reflexa</i>		Light - Part Shade to Part Sun Plant Shape - Upright, Irregular Spread - 6 to 10 feet Height - 8 to 15 feet Growth Rate - Slow Flowering - Summer	Specimen, border, accent. Swirling, meandering habit.	White flower. High drought tolerance. Provides good garden contrast.
	<b>Dracaena, Marginata</b> <i>Dracaena marginata</i> 'Red-edge Dracaena', Tri-Color, Colorama'		Light - Partial Sun to Partial Shade Plant Shape - Upright Spread - 3 to 8 feet Height - 8 to 15 feet Growth Rate - Slow Flowering - Summer	Accent tropical plant. Upright, unbranched stems. Useful in narrow spaces. Spiky green leaves edged in purplish-red.	Extremely tough and resilient, forgiving, and easy to propagate. Many other species available.
	<b>Eugenia spp.</b> <i>Syzygium paniculatum</i>		Light - Full Sun to Partial Shade Plant Shape - Upright Spread - 10 to 15 feet Height - 12 to 15 feet Growth Rate - Fast Flowering - Summer	Hedge or privacy barrier. Numerous species available.	
	<b>Jasmine, Star</b> <i>Trachelospermum jasminoides</i>		Light - Full Sun Plant Shape -Sprawling, Mounding Spread - 5 to 10 feet Height - 5 to 10 feet Growth Rate - Fast Flowering - All year	Vine or shrub.	Highly fragrant flowers, may be grown on a support structure. Most often used as shrub.



	<b>Jasmine, Downy Jasmine, Wax</b> <i>Jasminium multiflorum</i> <i>Jasminium volubile</i>		Light - Full Sun Plant Shape -Round, Mounding Spread - 3 feet Height - 3 feet Growth Rate - Fast Flowering - All year	Hedge or accent. Left untrimmed for natural look or hedged for a more formal look.	No fragrance.
	<b>Firebush, Native</b> <i>Hamelia patens</i> var. 'Patens' <b>Dwarf Firebush</b> <i>Hamelia patens</i> 'Compacta'		Light - Full Sun to Partial Sun Plant Shape -Round Spread - 3 to 6 feet Height - up to 10 feet Growth Rate - Fast Flowering - On/off all year	Flowering hedge. Native variety grows taller and has brighter flowers, more open growth habit.	Attracts butterflies and other pollinators. Dwarf, non-native variety can be kept more compact; very fast grower requires frequent pruning.
	<b>False Agave</b> <i>Furcraea foetida</i>		Light - Full Sun Plant Shape -Rosette Spread - up to 9 feet Height - up to 9 feet Growth Rate - Moderate Flowering - Flower Stalk on mature plant	Accent or specimen. Resembles agave, but has thinner leaves.	Produces a tall flower stalk. Does not have spikes. Good substitute for true agave.
	<b>Firecracker Plant</b> <i>Russell equisetiformis</i>		Light - Full Sun to Partial Sun Plant Shape - Waterfall Spread - 3 to 5 feet Height - 4 to 5 feet Growth Rate - Moderate to Fast Flowering - Year Round	Single shrub or hedge. Firecrackers need plenty of room for their signature arching form.	Attracts pollinators. Needs space. Cannot be tamed to stay small. Wispy free-form with cascading fiery red blooms.
	<b>Florida Privet</b> <i>Forestiera segregata</i>		Light - Full Sun to Partial Shade Plant Shape - Upright Spread - 5 to 10 feet Height - 10 to 15 feet Growth Rate - Fast Flowering - Winter - Early Spring	Hedge, screen or specimen tree. Can be trained into a specimen tree with early clipping.	Attracts butterflies, pollinators and birds. Takes shearing and clipping well.

	<b>Gardenia</b> <i>Gardenia jasminoides</i>		Light - Full Sun to Partial Shade Plant Shape - Round Spread - 5 to 8 feet Height - 6 to 8 feet Growth Rate - Moderate Flowering - Spring-Early Summer	Gardenias can be used as specimen plantings or massed.	Many cultivars are available with variation in form, flower type, and plant size. Fragrant flowers. Prefers acid soil.
	<b>Gold Mound Duranta</b> <i>Duranta repens ssp.</i>		Light - Full Sun to Partial Shade Plant Shape - Upright Spread -5 to 8 feet Height - 4 to 7 feet Growth Rate - Fast Flowering - Throughout year	Accent, shrub or hedge. Use sparingly for pop of color. Yellow leaves, small purple flowers	Evergreen. Butterfly attractor. Fruit is poisonous to humans and pets. Birds are able to use the berries as a food source.
	<b>Green Island Ficus</b> <i>Ficus microcarpa 'Green Island'</i>		Light - Full Sun to Partial Shade Plant Shape - Upright, Rounded Spread -5 to 8 feet Height - 8 to 10 feet Growth Rate - Slow Flowering - Throughout year	Border, accent, foundation, low hedge, groundcover.	Evergreen. Uses extremely versatile. Can easily be kept at 3 feet.
	<b>Hibiscus</b> <i>Hibiscus rosa sinensis spp.</i>		Light - Full Sun to Partial Shade Plant Shape - Upright, round Spread -5 to 8 feet Height - 8 to 10 feet Growth Rate - Fast Flowering - Nearly year-round	Low spreading shrubs to upright tree forms. Great plant for tropical gardens.	Evergreen. Hummingbirds and butterflies attractor. Can be trained to tree form. Weeping form available. Shrub can be kept 4 to 6 feet.
	<b>Indian Hawthorn</b> <i>Raphiolepis indica 'Alba'</i>		Light - Full Sun to Part Shade Plant Shape - Upright, round Spread -2 to 3 feet Height - 2 to 3 feet Growth Rate - Fast Flowering - Spring/Summer	Foundation, massing, border.	Attracts birds. Low maintenance, drought tolerant. Small white flowers, followed by blue/black berries in summer.















	<b>Ixora</b> <i>Ixora coccinea</i> spp.		Light - Full Sun to Partial Shade Plant Shape - Upright, Oval Spread -Varies w/ cultivar Height -Varies w/ cultivar Growth Rate - Slow Flowering - Nearly year-round	Specimen, hedges, borders, screens. Shearing to maintain a hedge will reduce the flower display.	Evergreen. Attracts pollinators. Needs frequent fertilization. Several varieties available including dwarf.
	<b>Jatropha</b> <i>Jatropha integerrimas</i>		Light - Full Sun to Partial Shade Plant Shape - Round, Vase Spread - 5 to 10 feet Height - up to 15 feet Growth Rate - Moderate Flowering - Nearly year-round	Shrub or small tree with red flowers.	Evergreen. Attracts pollinators. Handles pruning well, can be kept at shrub size. Drought tolerant. All parts of this plant are poisonous if ingested.
	<b>Knock Out Rose</b> <i>Rosea</i>		Light - Full Sun Plant Shape - Round, Vase Spread -3 to 5 feet Height - 3 to 5 feet Growth Rate - Fast Flowering - Nearly year-round	Specimen, accent, anchor plant.	Drought tolerant, self cleaning, and resistant to black spot and powdery mildew. Low maintenance.
	<b>Lantana - Native and Sterilized Varieties Only</b> <i>Lantana involucrata</i> <i>Lantana depressa</i>		Light - Full Sun Plant Shape - Variable by cultivar Spread - 1 to 5 feet Height - 3 to 5 feet Growth Rate - Fast Flowering - Spring/Summer	Accent or border plant.	Deciduous. Attracts pollinators. Invasive varieties: <i>Lantana montevidensis</i> - Trailing Lantana <i>Lantana camara</i> - Lantana
	<b>Loropetalum</b> <i>Loropetalum chinensi s</i> 'Chinese Fringe Flower'		Light - Full Sun to Part Shade Plant Shape - Vase Spread - 8 to 10 feet Height - 6 to 15 feet Growth Rate - Moderate Flowering - Spring	Shrub, mass planting, border.	Evergreen. Bright pink flowers, burgundy colored foliage. Dwarf cultivars are available. Can be pruned to shrub height of 5 - 6 feet.






	<b>Myrsine</b> <i>Rapanea punctata</i>		Light - Full Sun to Shade Plant Shape - upright Spread - 3 to 8 feet Height - 8 to 15 feet Growth Rate - Moderate Flowering - Late Summer	Specimen, hedge or screen. Good plant for a naturalized garden.	Evergreen. Small black berries. Attracts wildlife.
	<b>Natal Plum - Carissa</b> <i>Carissa Macrocarpa</i> ('Boxwood Beauty' and 'Emerald Blanket')		Light - Full Sun to Partial Sun Plant Shape - Round Spread - 3 feet Height - 2 feet Growth Rate - Slow Flowering - On/off all year	Accent, groundcover, shrub, foundation or screening.	Evergreen. Dense dark green foliage, fragrant, spiny.
	<b>Oleander</b> <i>Nerium oleander</i>		Light - Full Sun to Light Shade Plant Shape - Round, Upright Spread - 10 to 15 feet Height - 10 to 15 feet Growth Rate - Fast Flowering - Spring/Summer/Fall	Screen, accent, shrub or mass planting. Dwarf cultivars reaching 4 feet in height, work well in smaller spaces without pruning.	All parts of this plant are poisonous if ingested. Several color options available. 'Petite Pink' is most popular dwarf.
	<b>Panama Rose</b> <i>Rondeletia leucophylla</i>		Light - Full Sun to Partial Shade Plant Shape - Upright Spread - 10 to 12 feet Height - 12 to 15 feet Growth Rate - Fast Flowering - Winter/Spring	Single specimen, small mass planting, accent.	Dark pink, scented flowers. Attracts pollinators. Easily maintained, can be kept 3 to 5 feet tall.
	<b>Pandanus</b> <i>Pandanus baptistii</i> <i>variegata</i> 'Dwarf <i>Pandanus</i> '		Light - Partial Sun to Partial Shade Plant Shape - Clumping Spread - 5 feet Height - Up to 5 feet Growth Rate - Moderate Flowering - Insignificant	Ornamental grass, accent or shrub.	Tough, low maintenance. Adds nice contrast in garden.

	<b>Philodendron</b> <i>Philodendron spp.</i>		Light - Shade to Partial Sun Plant Shape - Round, mounded Spread - Varies by cultivar Height - Varies by cultivar Growth Rate - Moderate Flowering - Throughout year	Tropical accent plant.	Commonly used varieties include: Selloum - 6 to 12 feet Hope - up to 4 feet Xanadu - up to 3 feet
	<b>Pittosporum</b> <i>Pittosporum tobira</i>		Light - Partial Shade to Partial Sun Plant Shape - Rounded, upright Spread - 8 feet Height - 8 to 12 feet Growth Rate - Moderate Flowering - Spring	Screen, hedge, informal border, mass planting, can be trained to tree form.	Flowers have pleasant fragrance. Can be maintained at a shorter height.
	<b>Plumbago</b> <i>Plumbago Auriculata</i>		Light - Full or Partial Sun Plant Shape - Sprawling, loose Spread - 3 to 10 feet Height - 3 to 10 feet Growth Rate - Moderate Flowering - Spring/Summer/Fall	Accent or hedge.	Evergreen. Blue flowers. Attracts pollinators. Can be pruned to compact form, or left to sprawl. Requires frequent fertilization.
	<b>Podocarpus</b> <i>Podocarpus macrophyllus</i> <b>Podocarpus Pringles</b> <i>Podocarpus macrophyllus</i> <i>'Pringles Dwarf'</i>		Light - Sun to Partial Shade Plant Shape - Round Spread - 20 to 25 feet Height - 30 to 40 feet Growth Rate - Slow Flowering - Not showy	Dark green, evergreen leaves, yew podocarpus used as a dense screen or hedge.	Conifer. Can be kept at 5 to 7 feet. 'Pringles' grows 2 to 4 feet. 'Gracilior' is a weeping tree form.
	<b>Powderpuff spp.</b> <i>Calliandra haematocephala</i>		Light - Full Sun Plant Shape - Irregular Spread - 10 to 15 feet Height - 12 to 15 feet Growth Rate - Fast Flowering - Fall and Winter	Specimen. Informal shrub or can be trained into a tree form.	Evergreen. Multi-trunked. Attracts pollinators and hummingbirds. Showy red, pink or white flowers.








	<b>Sea Grape</b> <i>Coccoloba uvifera</i>		Light - Full Sun to Partial Sun Plant Shape - Upright, open Spread - 3 - 35 feet Height - 10 to 50 feet Growth Rate - Moderate Flowering - Spring/Summer	Specimen plant. Seagrape can be pruned into a tree, bush, hedge, windbreak, or ground cover.	Large leathery leaves. Produces edible, sweet fruit. Can be kept at 5 to 8 feet.
	<b>Shell Ginger</b> <i>Alphinia Zerumbet</i>		Light - Partial Sun to Partial Shade Plant Shape - Upright Spread - 5 to 8 feet Height - 4 to 7 feet Growth Rate - Moderate Flowering - Throughout year	Ground cover and space filler. Nice addition to a tropical garden.	The leaves of this plant are variegated green and yellow with an attractive flower.
	<b>Simpson Stopper</b> <i>Myrcianthes fragans</i>		Light - Full Sun to Partial Shade Plant Shape - Upright, spreading Spread - 15 feet Height - 20 feet Growth Rate - Slow Flowering - Spring	Hedge, accent or tree form. Attractive, smooth, exfoliating bark on trunk.	Evergreen. Attracts pollinators and birds. Fragrant, white flowers. Low maintenance.
	<b>Snow Bush</b> <i>Breynia distichia</i>		Light - Partial Sun to Partial Shade Plant Shape - Rounded, Vase Spread - 4 to 7 feet Height - 5 to 8 feet Growth Rate - Moderate Flowering - Summer/Fall	Specimen, accent or group planting.	Variegated foliage and red berries. Requires pruning to deter weediness.
	<b>Stromanthe 'Triostar'</b> <i>Stromanthe sanguinea 'Triostar'</i>		Light - Partial Shade to Shade Plant Shape - Rounded Spread - 1 to 3 feet Height - to 5 feet Flowering - None	Accent plant. Requires a shady, protected location. Colorful foliage.	Tops of the leaves are variegated white and green, undersides are dark pink.

	<b>Texas Sage</b> <i>Leucophyllum Frutescens</i>		Light - Sun Plant Shape - Round Spread - 3 to 5 feet Height - 3 to 5 feet Growth Rate - Slow Flowering - On/Off all year	Low hedge, specimen.	Silvery foliage, purple flowers and drought-tolerant. Does not tolerate shearing.
	<b>Thryallis</b> <i>Galphemia Gracilis</i>		Light - Full Sun to Light Shade Plant Shape - Airy, mounding Spread - 4 to 6 feet Height - 4 to 6 feet Growth Rate - Fast to Moderate Flowering - Summer/Fall	Informal hedges, mass plantings. Well suited to sunny, well-drained sites.	Low maintenance, drought resistant. Thryallis should not be sheared into a hedge, but maintained in natural, free-flowing form.
	<b>Ti Plant</b> <i>Cordyline Terminalis</i>		Light - Partial Sun to Shade Plant Shape - Upright Spread - 2 to 4 feet Height - 3 to 10 feet Growth Rate - Moderate Flowering - Spring	Tropical accent. Fits into narrow spaces. Can add architectural interest.	Burgundy to dark green to pink strappy leaves. Many varieties available. Bottom can become leggy.
	<b>Viburnum 'Suspensum'</b> <i>Suspensum, sandankwa</i>		Light - Full Sun to Partial Shade Plant Shape - Arching, Erect Spread - 6 to 10 feet Height - 6 to 12 feet Growth Rate - Fast Flowering - Winter - Spring	Accent or hedge.	Evergreen. Can be trimmed to 3 to 5 feet.
	<b>Viburnum 'Sweet Viburnum'</b> <i>Viburnum odoratissimum</i>		Light - Full Sun to Part Sun Plant Shape - Round Spread - 15 to 25 feet Height - 25 to 30 feet Growth Rate - Slow Flowering - Spring	Hedge or screen. Can be trained into tree form. Can be kept at 4 to 6 feet.	Evergreen. Sweet scented flowers. Cold tolerant. 'Awabuki' variety has larger, shiny leaves.







	<b>Walters Viburnum</b> <i>Viburnum obovatum</i> <b>'Mrs. Schillers Delight'</b> Dwarf variety		Light - Full Sun to Full Shade Plant Shape - Oval, Upright Spread - 6 to 12 feet Height - 6 to 12 feet Growth Rate - Moderate Flowering - Winter/Spring	Clipped hedge or tall screen. Great shrub for shearing into a topiary, espalier or formal hedge.	Evergreen. White flowers. Prefers moist to wet sandy soil. Can be trimmed to 5 or 6 feet. Dwarf variety available, 2 to 4 feet.
	<b>Wax Myrtle</b> <i>Myrica cerifera</i>		Light - Full Sun to Partial Shade Plant Shape - Vase, Round Spread - 20 to 25 feet Height - 15 to 25 feet Growth Rate - Fast Flowering - Inconspicuous	Background or hedge plant.	Evergreen. Attracts wildlife. Short lived. Does not take shearing well.
	<b>Wild Coffee</b> <i>Psychotria nervosa</i>		Light - Partial Shade to Full Shade Plant Shape - Mounding, Round Spread - 4 to 8 feet Height - 4 to 10 feet Growth Rate - Fast Flowering - Spring/Summer	Specimen, screening.	Evergreen. Other varieties available. Red fruit provides food for wildlife. Reseeds.
	<b>Yaupon Holly</b> <i>Ilex vomitoria</i> <b>'Schillings Dwarf'</b>		Light - Full Sun to Partial Shade Plant Shape - Mounding, Round Spread - 1.5 to 3 feet Height - 1.5 to 3 feet Growth Rate - Slow Flowering - Spring	Compact groundcover or shrub, shaped hedge.	Evergreen. Low maintenance, drought resistant.
	<b>Yesterday Today and Tomorrow</b> <i>Brunfelsia grandiflora</i>		Light - Full Sun to Partial Shade Plant Shape - Upright Spread - 5 to 8 feet Height - 7 to 10 feet Growth Rate - Moderate Flowering - On/Off all year	Accent, specimen or large shrub. Beautiful flower display, repeat blooming from purple to white.	Deciduous. Toxic to dogs and cats.



## VINES






	<b>Bougainvillea</b> <i>Bougainvillea spectabilis</i>		Light - Full Sun Plant Shape - Spreading, round Spread - 15 to 40 feet Height - Dependent on support Growth Rate - Moderate Flowering - Winter/Year-round	Vining specimen, hedge, groundcover. Can be grown on supporting structure, trimmed to shrub height or tree form.	Optimal blooming requires full sun and dry conditions. Non-vining cultivars available.
	<b>Confederate Jasmine</b> <i>Trachelospermum jasminoides</i>		Light - Full Sun to Partial Shade Plant Shape - Vining Spread - to 20 feet Height - Dependent on support Growth Rate - Moderate Flowering - Spring	Vine, shrub or screen. Grows best on a supportive structure.	Evergreen. Highly fragrant flowers. Will flower more heavily in sunny areas. Also used as shrub.
	<b>Coral Honeysuckle</b> <i>Lonicera sempervirens</i>		Light - Full Sun to Partial Shade Plant Shape - Vining Spread - 4 to 6 feet Height - 15 to 20 feet Growth Rate - Fast Flowering - Summer/Fall	Woody, twining vine. Grows best on a supportive structure.	Evergreen. Bright red or orange flowers. Attracts pollinators and hummingbirds.
	<b>Mandevilla</b> <i>Mandevilla splendens</i> spp.		Light - Full Sun Plant Shape - Vining Spread - Dependent on support Height - Dependent on support Growth Rate - Moderate Flowering - Summer/Year-round	Robust screening vine with trumpet shaped flowers. Grows best on a supportive structure.	Evergreen in tropical areas. Heat tolerant. Varieties include: Red, Pink and White. Non-vining cultivars available.

## GROUNDCOVERS

	<b>Asiatic Jasmine</b> <i>Trachelospermum asiaticum</i>		Light - Full Sun to Partial Sun Plant Shape - Groundcover Spread - to 3 feet Height - 6 to 12 inches Growth Rate - Fast Flowering - Inconspicuous	Low maintenance groundcover that is great for mass plantings and turfgrass alternatives.	Evergreen. Drought tolerant.
	<b>Baby Sun Rose</b> <i>Aptenia cordifolia</i>		Light - Full Sun Plant Shape - Prostrate Spread - Spreading Height - 0.5 feet Growth Rate - Slow Flowering - Spring/Summer/Fall	Groundcovers for smaller areas.	Succulent. Bright flower, sun-loving, trailing. Prefers dry conditions.
	<b>Beach Sunflower</b> <i>Helianthus debilis</i>		Light - Full Sun Plant Shape - Massing Spread - Spreading Height - 1 to 2 feet Growth Rate - Fast Flowering - Spring/Summer/Fall	Bright and pretty groundcover in dry areas.	Yellow flowers. Extreme drought tolerance. Very low maintenance. Continuous bloom because of reseeding.
	<b>Dwarf Clusia, Nana</b> <i>Clusia rosea 'Nana'</i>		Light - Full Sun to Partial Shade Plant Shape - Rounded Spread - 2 to 3 feet Height - 2 to 3 feet Growth Rate - Slow Flowering - Spring/Summer	Low-growing, spreading shrub.	Semi-succulent. Drought tolerant. Thick, leathery leaves.








	<b>Flax Lily, variegated</b> <i>Dianella tasmanica</i>		Light - Full Sun to Partial Shade Plant Shape - Clumping, open Spread - 1 to 3 feet Height - 1 to 3 feet Growth Rate - Moderate Flowering - Spring/Summer	Groundcover, border plant, accent plant.	Varieties available. Blue/purple flowers.
	<b>Foxtail Fern</b> <i>Asparagus densiflorus</i>		Light - Sun to Partial Shade Plant Shape - Upright Spread - 2 to 4 feet Height - 1 to 2 feet Growth Rate - Fast Flowering - Periodically	The asparagus fern may be used as a specimen, border, ground cover, bedding plant, or container plant.	Evergreen. Stiff, wiry, fern-like. Small white flowers, pea-sized red berries. Popular bedding plant.
	<b>Ground Orchid</b> <i>Spathoglottis plicata</i>		Light - Partial Shade Plant Shape - Rounded, clumping Spread - 1 to 2 feet Height - 1 to 2 feet Growth Rate - Slow Flowering - Spring/Summer	Perennial bedding plant, purplish flowers and pleated leaves.	Yellow varieties available.
	<b>Holly Fern</b> <i>Cyrtomium falcatum</i>		Light - Partial Shade Plant Shape - Loose clumps Spread - 2 to 3 feet Height - 2 to 3 feet Growth Rate - Slow Flowering - Spring/Summer	Tough, leathery fern. Ground cover, prefers rich soil.	Ferns can work as graceful groundcovers for shade. Several other varieties of native ferns available for SW Florida landscape.
	<b>Liriope</b> <i>Liriope spicata</i>		Light - Partial Shade to Partial Sun Plant Shape - Upright, spreading Spread - 1 to 2 feet Height - 1 to 2 feet Growth Rate - Moderate Flowering - Spring/Summer	Durable groundcover or border plant.	Evergreen. Forms a solid ground cover in a few years. Purple flowers.



	<b>Mexican Heather</b> <i>Cuphea hyssopifolia</i>		Light - Full Sun to Partial Shade Plant Shape - Rounded Spread - 2 to 3 feet Height - 1 to 2 feet Growth Rate - Moderate Flowering - Year-round	Groundcover valued for toughness. Heather-like appearance with purple flowers.	Evergreen. Also known as 'False Heather'. Can be pinched to encourage bushiness. Can be used as miniature shrub.
	<b>Mondo Grass</b> <i>Ophiopogon japonicus</i>		Light - Full Sun to Shade Plant Shape - Mound, spreading Spread - 1.5 to 2 feet Height - 6 to 12 inches Growth Rate - Slow Flowering - none	Dark green grass-like mounds.	Similar to Liriope, but smaller. Can tolerate some foot traffic.
	<b>Oyster Plant Dwarf</b> <i>Tradescantia spathacea</i> 'Dwarf'		Light - Partial Shade Plant Shape - Upright, Rosette Spread - Spreading Height - 8 inches Growth Rate - Fast Flowering - Year-round	Good ground cover and space filler. Varieties available.	Extremely tough, drought resistant.
	<b>Parsons Juniper</b> <i>Juniperus c. parsonii</i> spp.		Light - Full Sun to Partial Sun Plant Shape - Spreading Spread - Wide spreading Height - 1 to 2.5 feet Growth Rate - Slow Flowering - None	Groundcover. Often used as understory.	Conifer. Needle-like foliage that branches out in a horizontal growth pattern. Low maintenance.
	<b>Peperomia</b> <i>Peperomia obtusifolia</i>		Light - Shade to Partial Shade Plant Shape - Clumping, Spreading Spread - 1 to 2 feet Height - 6 to 12 inches Growth Rate - Slow Flowering - Inconspicuous	Groundcover; thick broad leaves. Prefers moist, protected places.	Also known as Baby Rubber Plant.

	<b>Perennial Peanut</b> <i>Arachis glabrata</i> <i>'Ecoturf'</i>		Light - Full Sun Plant Shape - Spreading Spread - Spreading vine Height - 4 to 8 inches Growth Rate - Slow Flowering - Spring/Summer	Ground cover, low growing, tough, aggressive.	Drought tolerant, seedless. Yellow-Orange flowers.
	<b>Purple Queen</b> <i>Tradescantia pallida</i>		Light - Full Sun Plant Shape - Spreading Spread - Spreading vine Height - 4 to 8 inches Growth Rate - Moderate Flowering - Spring/Summer	Sprawling, groundcover produces deep purple foliage and stems when grown in full sun.	Evergreen. Drought tolerant once established. Provides thick coverage when maintained.
	<b>Sedum (Stone Crop)</b> <i>Sedum breviflorum</i>		Light - Full Sun to Partial Shade Plant Shape - Low, spreading Spread - Spreading Height - 0.5 to 1 feet Growth Rate - Moderate Flowering - Summer/Fall	Groundcover.	Evergreen. Lavender flowers. Fleshy, succulent leaves and stems, has clusters of small, starry flowers.
	<b>Society Garlic</b> <i>Tulbagia violacea</i>		Light - Full Sun to Light Shade Plant Shape - Upright, Clumping Spread - Upright, spreading Height - 1 to 2 feet Growth Rate - Moderate Flowering - Spring/Summer/Fall	Clump-forming herbaceous perennial with narrow, grass-like green leaves and clusters of small lilac flowers	Very drought tolerant. Lavender flowers, attracts butterflies. Leaves smell like garlic when crushed.

## GRASSES

	<b>Cordgrass</b> <i>Spartina bakeri</i>		Light - Full Sun Plant Shape - Vase Spread - 3 to 5 feet Height - 3 to 4 feet Growth Rate - Moderate Flowering - Fall	Accent, border, edging, mass planting	Good native grass for shorelines of ponds. Tolerant of wet soil.
	<b>Elliott's Love Grass</b> <i>Eragrostis elliottii</i> <b>Purple Love Grass</b> <i>Eragrostis spectabilis</i>		Light - Full Sun Plant Shape - Upright Spread - 1 to 2 feet Height - 1 to 2 feet Growth Rate - Fast Flowering - Year-round	Mass or border planting or as groundcover. Tufted clumps with stiff, arching leaves.	Does well in nutrient-poor soils, is drought-tolerant. Seeds provide food for small animals.
	<b>Florida Gamagrass (Dwarf)</b> Fakahatchee <i>Tripsacum floridanum</i>		Light - Full Sun to Partial Shade Plant Shape - Upright, clumping Spread - 2 to 3 feet Height - 2 to 3 feet Growth Rate - Moderate Flowering - Spring - inconspicuous	This plant forms a clump that works well as an accent, massing, or planted as a border.	Easy to grow and propagate. Larval food plant for Bussus Skipper butterfly.
	<b>Fountain Grass</b> <i>Pennisetum setaceum</i> 'Rubrum'		Light - Full Sun Plant Shape - Upright Spread - 2 to 4 feet Height - 4 to 6 feet Growth Rate - Fast Flowering - Summer/Fall	Accent or specimen plant or planted in mass as a border.	Smaller cultivar. 'Rubrum Dwarf' grows 2.5 to 3 feet tall.



	<b>Muhly Grass</b> <i>Muhlenbergia capillaris</i>		Light - Full Sun Plant Shape - Upright Spread - 1 to 3.5 feet Height - 2 to 4 feet Growth Rate - Fast Flowering - Fall	Hedge, specimen plant, mass planting.	Evergreen. Showy pink/purple flowers and fruits, interesting foliage. Extreme drought tolerance.
	<b>Wiregrass</b> <i>Aristida stricta</i>		Light - Full Sun to Partial Shade Plant Shape - Erect then arching Spread - 1 to 3 feet Height - 1 to 4 feet Growth Rate - Fast Flowering - Spring/Summer/Fall	Border or edging plant.	Brown flowers. Primary food source for gopher tortoises. Birds and small wildlife eat the seeds.



INDICATES FLORIDA NATIVE PLANT



INDICATES HIGHLY RECOMMENDED REPLACEMENT TREE

## DO NOT PLANT LIST

Australian pine	<i>Casuarina species</i>	Very invasive.
Areca Palm	<i>Chrysalidocarpus lutescens</i>	High maintenance. Unattractive.
Bamboo, Running	<i>Momopodial or Leptomorph</i>	Very invasive.
Brazilian Pepper, 'Florida Holly'	<i>Schinus terebinthifolius</i>	Very invasive. Poisonous
Cactus species		Dangerous spines, doesn't fit Verandah natives look
Coconut Palm	<i>Cocos nucifera</i>	Fruit bearing palm
Earleaf Acacia	<i>Acacia auriculifomis</i>	Very invasive.
Ficus trees, shrubs	<i>Ficus species</i>	Very invasive.
Fishtail Palm	<i>Caryota mitis</i>	High maintenance.
Fruiting trees		Attracts unwelcome wildlife.
Lantana, Bush Lantana	<i>Lantana camara</i>	Toxic
Melaleuca, paper tree	<i>Melaleuca quinquenervia</i>	Very invasive.
Mexican Petunia	<i>Ruellia simplex C. Wright</i>	Very invasive.
Mother-in-Law's Tongue, Snake Plant	<i>Sanseveria hyacinthoides</i>	Spreads aggressively.
Norfolk Pine		Highly susceptible to wind and storm damage,
Paurotis Palm	<i>Acoelorrhaphe wrightii</i>	High maintenance. Large clumping palm. Needs frequent trimming.
Royal Poinciana	<i>Delonix regia</i>	Too large for most yards. Grows to immense size. Produces pods.
Traveler's Palm	<i>Ravenala madagascariensis</i>	Too large for most yards. Spreads to immense size.
Water Hyacinth	<i>Eichhornia crassipes</i>	Very invasive.