

VCA APPROVED 'FLORIDA FRIENDLY' RESIDENT PLANT LIST

Name

Plant Specifications

Landscape Uses

Comments

PALMS

Alexander Palm
Ptychosperma elegans



Light - Partial Shade
Plant Shape - Upright
Spread - 6 to 10 feet
Height - 15 to 25 feet
Growth Rate - Moderate
Flowering - Summer

Tall slender accent palm.

Also known as Solitaire Palm. Can be used as a multiple trunk specimen.

Bismarck Palm
Bismarckia nobilis



Light - Full Sun to Partial Sun
Plant Shape - Upright, Round
Spread - 15 to 20 feet
Height - 30 to 60 feet
Growth Rate - Slow
Flowering months - Spring

Massive specimen palm; out of scale for small residential yards.

Very large plant - needs plenty of room on all sides. Stiff, waxy, blue-green fronds; white/cream flowers. Green fruit.

Bottle Palm
Hyophorbe lagenicaulis



Light - Full Sun to Partial Sun
Plant Shape - Upright
Height - 5 to 12 feet
Growth Rate - Slow
Flowering months - Spring

Accent Palm. Its small size and striking appearance enhance formal or eclectic landscapes. Best in sheltered area.

Cold sensitive. Unique trunk.







Buccaneer Palm
Pseudophoenix sargentii



















Light - Full Sun
Plant Shape - Upright
Height - 10 to 25 feet
Growth Rate - Slow
Flowering - Summer






Small specimen or accent palm, stout-ringed trunk with blue-green fronds



Slow-growing and sensitive to cold, the buccaneer is a perfect small palm for a small yard.









	Canary Island Date Palm <i>Phoenix canariensis</i>		Light - Full Sun Plant Shape - Upright Spread - 25 to 30 feet Height - to 60 feet Growth Rate - Slow Flowering - Spring/Summer	Stately, large specimen. Not suited for small yards.	Spiny thorns. Thick trunk. Does best in a dry location.
	Cat Palm <i>Chamaedorea cataractarum</i>		Light - Partial Shade to Full Shade Plant Shape - Clumping, round Height - to 5 feet Growth Rate - Moderate Flowering - Spring	Small trunkless palm, useful as an accent plant in a small shaded garden.	Best planted in a sheltered area.
	Christmas Palm <i>Adonidia merillii</i>		Light - Full Sun Plant Shape - Upright Height - 12 to 15 feet Growth Rate - Slow Flowering - December	A showy, highly ornamental palm that works beautifully in small landscape areas.	Self-cleaning. Can be single or multi-trunked. Produces red berries around Christmastime.
	European Fan Palm <i>Chamaerops humilis</i>		Light - Full Sun to Partial Shade Plant Shape - Upright, irregular Spread - 6 to 15 feet Height - 5 to 15 feet Growth Rate - Very Slow Flowering - Spring	Small, multi-stemmed palm, used for specimen or accent. Best placed a safe distance from heavy foot traffic.	Clumping palm; low maintenance compared to other palms; petioles with sharp teeth. Cold hearty.
	Florida Thatch Palm <i>Thrinax radiata</i>		Light - Full Sun Plant Shape - Weeping, Upright Spread - 6 to 10 feet Height - 15 to 20 feet Growth Rate - Slow Flowering - Summer	Good native plant for many landscapes due to small size.	The fall fruit produced on a mature specimen is a good food source for birds. Wind resistant.








	Foxtail Palm <i>Wodyetia bifurcata</i>		Light - Full Sun to Partial Sun Plant Shape -Upright, vase, Arching Spread 8 to 20 feet Height - 20 to 30 feet Growth Rate - Fast Flowering - Spring	Solitary palm, often used in clusters. In scale for most sized homes.	Can be used as a multiple trunk specimen. Self-cleaning. Fronds resemble a fox tail.
	Lady Palm <i>Raphis excelsa</i>		Light - Partial Shade to Full Shade Plant Shape -Irregular, upright Spread - 10 to 15 feet Height - 7 to 14 feet Growth Rate - Slow Flowering - Summer	Accent palm, can be used as a shrub or bottom leaves can be removed for a tree look. Best for small shaded spots.	Forms clumps of bamboo-like stalks topped with very dark green fan-shaped leaves. Dwarf varieties available.
	Needle Palm <i>Rhapidophyllum hystrix</i>		Light - Partial Shade Plant Shape -Upright, Clumping, Arching Spread - 5 to 10 feet Height - 6 to 8 feet Growth Rate - Slow Flowering - Summer	Shaded, understory conditions. Best in natural settings.	Attractive to wildlife. Small trunkless, clumping palm. Exceptionally cold tolerant.
	Palmetto Dwarf <i>Sabal minor</i>		Light - Sun to Partial Shade Plant Shape -Clumping, upright Spread - 4 to 8 feet Height - 4 to 9 feet Growth Rate - Slow Flowering - Summer	Low growing silver or blue-green native palm for a naturalized look.	Blueish green, fan shaped leaves; small, white flowers; black berries provides food for wildlife in fall; difficult to transplant
	Pygmy Date Palm <i>Phoenix roebelenii</i>		Light - Full Sun to Partial Shade Plant Shape -Upright, Clumping Spread - 5 to 10 feet Height - up to 12 feet Growth Rate - Slow Flowering - Spring	Low maintenance small palm in scale for one story residences.	Naturally a solitary-trunk palm, often seen as a multi-trunk specimen. Spiny thorns.








	Queen Palm <i>Syagrus romanzoffiana</i>		Light -Full Sun to Partial Shade Plant Shape - Upright Spread - 5 to 10 feet Height 40 feet Growth Rate - Fast	May topple in strong winds, plant well away from the house, at least 10 feet out.	Messy orange fruit drops. Needs frequent fertilization.
	Royal Palm <i>Roystonea elata</i>		Light - Full Sun to Partial Shade Plant Shape -Upright, Arching Spread - 15 to 25 feet Height - 50 to 80 feet Growth Rate - Moderate Flowering - Summer	Mammoth sized, royals are used in larger landscapes with bigger houses so they fit the scale of their surroundings.	Tall, smooth cement gray trunk; high wind resistance; self-cleaning.
	Sabal Palm <i>Sabal palmetto</i>		Light -Full Sun to Partial Shade Plant Shape - Arching, Upright Spread - 10 to 15 feet Height - 25 to 60 feet Growth Rate - Slow Flowering - Summer	Planted as a single palm or small groups to accent home.	Florida state tree, hearty and easy to grow; high wind resistance; transplants easily; food and cover for wildlife
	Saw Palmetto <i>Serenoa repens</i>		Light - Full Sun to Partial Shade Plant Shape -Clumping, irregular Spread - 4 to 10 feet Height - 3 to 10 feet Growth Rate - Moderate Flowering - Spring	Perfect as a filler, hedge, backdrop or accent, these plants add old-Florida charm. Useful ground cover for large areas.	Naturalized look. Silver variety is available. Attracts pollinators.
	Silver Thatch Palm <i>Coccothrinax argentata</i>		Light - Full Sun to Partial Sun Plant Shape -Clumping Spread -5 to7 feet Height -7 to 15 feet Growth Rate - Very Slow Flowering - Summer	Specimen tree or accent. In scale with most residential spaces.	Pretty, small size palm with a slender trunk and an open crown.






	Spindle Palm <i>Hyophorbe verschaffeltii</i>		Light - Full Sun to Part Sun Plant Shape - Upright Height - up to 20 feet Growth Rate - Slow Flowering months - Summer	Specimen or accent. Formal yet tropical.	Unique bottle-shaped trunk.
	Sylvester Palm <i>Phoenix syvestris</i>		Light -Full Sun to Partial Shade Plant Shape - Arching, Upright Spread - 10 to 15 feet Height - to 40 feet Growth Rate - Moderate Flowering - Summer	Suited for medium to large scale residences. Can be solitary or multi-trunked.	Smaller, silvery blue-green version of the Canary Island Date Palm with a slimmer trunk. Spiny thorns.
CYCADS					
	Cardboard Plant <i>Zamia furfuracea</i>		Light - Sun to Part Shade Plant Shape - Mounding, Round Spread - up to 8 feet Height - 5 feet Growth Rate -Slow Flowering -None	Serves as a specimen, accent plant or large ground cover. Tropical. Suited to large yards.	Low maintenance.
	Chestnut Dioon <i>Dioon edule</i>		Light - Full Sun to Part Shade Plant Shape - Upright Spread - 6 feet Height - 6 feet Growth Rate - Slow Flowering -None	Accent or specimen.	Blue-green feathery looking, but spiny palm-like leaves. Larger 'Giant Dioon' (<i>Dioon spinulosum</i>) also available.







	Florida Coontie <i>Zamia Floridana</i>		Light - Full Sun to Full Shade Plant Shape - Upright Spread - 3 feet Height - 2.5 to 3 feet Growth Rate - Slow Flowering -None	Specimen or ground cover.	Host plant for the Atala butterfly. Small palm-like plant.
	King Sago <i>Cycas revoluta</i> Queen Sago <i>Cycas circinalis</i>		Light - Full Sun to Part Shade Plant Shape - Upright Spread - 5 - 8 feet Height - 5 - 10 feet Growth Rate - Slow Flowering -None	Tropical accent plant. Queen Sago grows larger.	Drought resistant.
CANOPY TREES					
	Black Olive 'Shady Lady' <i>Bucida buceras</i>		Light -Full Sun Plant Shape - Upright, Round Spread - 35 to 50 feet Height up to 30 feet Growth Rate - Fast Flowering - Spring	Large, single yard specimen.	Black fruit, can stain materials it falls onto. Semi-deciduous.
	Southern Laurel Oak <i>Quercus laurifolia</i>		Light -Full Sun to Partial Sun Plant Shape - Upright, Symmetrical Spread - 35 to 45 feet Height - up to 60 feet Growth Rate - Fast Flowering - Spring	Large specimen tree.	Semi-evergreen. Produces acorns. Not as hearty or long lived as the 'Live Oak'. Semi-deciduous.






	Southern Live Oak <i>Quercus virginiana</i>		Light -Full Sun Plant Shape - Upright, Oval Spread - 60 to 120 feet Height - 40 to 80 feet Growth Rate - Moderate Flowering - Spring	Stately, large, sprawling; horizontal branching tree. Do not plant near the house, walk, driveway, or utility boxes.	Semi-deciduous. Produces acorns. Invasive root system.
	Southern Live Oak <i>Quercus virginiana</i> 'High Rise'		Light - Full Sun - Part Shade Plant Shape - Upright, Oval Spread - 25 feet Height - 40 feet Growth Rate - Moderate Flowering - Spring	'High Rise' has a low spread to height ratio, making it perfect for smaller to medium yards.	Semi-deciduous. Smaller clone of the 'Live Oak'. Produces acorns.
SHADE/ACCENT TREES					
	Bald Cypress <i>Taxodium distichum</i>		Light -Full Sun Plant Shape - Upright, Columnar Spread - 10 to 35 feet Height - 50 to 80 feet Growth Rate - Moderate Flowering - None	Tall specimen, prefers moist locations; best planted near water.	Conifer. Drops needles in winter. High wind resistance. Some of Florida's most ancient and largest trees. Roots produce knees.
	Dahoon Holly <i>Ilex cassine</i>		Light -Full Sun to Partial Sun Plant Shape - Upright, Round Spread - 15 to 20 feet Height - 20 to 30 feet Growth Rate - Moderate Flowering - Spring	Medium sized tree, suited to most yards.	Evergreen. Provides food for wildlife; does best in rich, organic soils. Male and female required for berry production.







	East Palatka Holly <i>Ilex attenuata</i>		Light -Full Sun Plant Shape - Open Pyramidal Spread - 10 to 15 feet Height - 30 to 45 feet Growth Rate - Moderate Flowering - Spring	Specimen tree.	Evergreen. Attracts birds; showy; fruit/leaves not a litter problem. Hybrids are available.
	Japanese Blueberry <i>Elaeocarpus decipiens</i>		Light -Full Sun to Partial Sun Plant Shape - Upright, Oval Spread - 15 to 20 feet Height - 15 to 20 feet Growth Rate - Slow Flowering - Spring/Summer	Accent tree. The narrow form fits in almost anywhere, even in areas of limited space.	Evergreen. Can be shaped into topiaries.
	Japanese Fern Tree <i>Filicium decipiens</i>		Light -Full Sun Plant Shape - Upright, Globe Spread - 15 to 20 feet Height - 20 to 30 feet Growth Rate - Fast Flowering - Spring/Summer	Specimen tree. Suited to larger spaces.	Evergreen. Attractive fern-like foliage. Susceptible to hurricane damage.
	Ligustrum <i>Ligustrum japonicum</i>		Light -Full Sun to Partial Sun Plant Shape - Upright, Oval Spread - 15 to 25 feet Height - 8 to 12 feet Growth Rate - Moderate Flowering - Summer/Fall	Accent tree or shrub.	Evergreen. Large shrub often pruned into tree-form or topiary.
	Mahogany <i>Swietenia mahagoni</i>		Light -Full Sun to Partial Sun Plant Shape - Upright, Oval Spread - 40 to 60 feet Height - 40 to 75 feet Growth Rate - Fast Flowering - Spring	Large shade or specimen tree with densely shaded canopy.	Evergreen. Protected tree. Requires lots of room.









	Pigeon Plum <i>Coccoloba diversifolia</i>		Light -Full Sun to Partial Sun Plant Shape - Pyramidal, vase Spread - 20 to 35 feet Height - 15 to 25 feet Growth Rate - Fast Flowering - Spring	Specimen or accent. Compact crown makes it suitable for small areas.	Edible fruits provides food for wildlife. Bark peels and becomes showy with age. Typically has a multiple trunk.
	Red Maple <i>Acer rubrum</i>		Light -Full Sun Plant Shape - Oval, Round, Upright Spread - 25 to 35 feet Height - 60 to 75 feet Growth Rate - Fast Flowering - Late Winter/Early Spring	Specimen tree. Red fall foliage.	Deciduous. Medium to low wind resistance. Good for wet sites. Smaller cultivars like "Autumn Flame" and "Gerling" are available.
	Slash Pine <i>Pinus elliottii</i>		Light -Full Sun to Partial Shade Plant Shape - Upright, Irregular Spread - 35 to 50 feet Height - 60 to 80 feet Growth Rate - Fast Flowering -None	Specimen tree. Best planted in groups.	Conifer. Creates a natural bird sanctuary and food for wildlife. Flamable plant 30 feet away from buildings.
FLOWERING TREES					
	Bottlebrush <i>Calistemon spp.</i>		Light -Full Sun to Partial Shade Plant Shape - Round or Weeping Spread - 6 to 15 feet Height - 10 to 30 feet Growth Rate - Fast Flowering -On/off all year	Specimen or accent tree. Small to medium flowering tree.	Attracts hummingbirds and butterflies. Dwarf shrub variety "Little John" available.







<p>Crape Myrtle <i>Lagerstroemia indica</i></p>		<p>Light -Full Sun Plant Shape - Upright, vase Spread - 10 to 15 feet Height - 6 to 25 feet Growth Rate - Fast Flowering -Summer</p>	<p>Small flowering tree or shrub.</p>	<p>Deciduous. Flower color and height vary by cultivar. Dwarf varieties available.</p>
<p>Dewdrop Tree <i>Duranta Erecta</i> 'Sapphire Showers'</p>		<p>Light - Full Sun to Partial Shade Plant Shape - Erect Spread - Proportionate to height Height - 8 to 15 feet Growth Rate - Moderate to Fast Flowering - Spring/Summer</p>	<p>Small accent tree or trimmed to shrub.</p>	<p>Evergreen. Provides food and shelter for butterflies and birds. Filly purple flowers. Berries are poisonous to pets if ingested.</p>
<p>Golden Shower Tree <i>Cassia fistula</i></p>		<p>Light -Full Sun Plant Shape - Open, Irregular, Vase Spread - 25 to 40 feet Height - 30 to 40 feet Growth Rate - Fast Flowering -Spring</p>	<p>Specimen tree, medium sized.</p>	<p>Semi-deciduous. Yellow flowers. Low wind resistance.</p>
<p>Hong Kong Orchid Seedless <i>Bauhinia blakeana</i></p>		<p>Light -Full Sun Plant Shape - Irregular, Vase Spread - 20 to 25 feet Height - 20 to 40 feet Growth Rate - Fast Flowering - Winter/Spring</p>	<p>Specimen. Best suited for a medium to large sized yards.</p>	<p>Attracts butterflies, birds, hummingbirds. Weak wood, requires yearly pruning. Fragrant flowers.</p>
<p>Powderpuff spp. <i>Calliandra</i></p>		<p>Light -Full Sun Plant Shape - Irregular Spread - 10 to 15 feet Height - 12 to 15 feet Growth Rate - Fast Flowering - Fall and Winter</p>	<p>Specimen. Informal, excellent small yard tree.</p>	<p>Evergreen. Multi-trunked. Attracts pollinators and hummingbirds. Showy red, pink or white flowers.</p>







	Southern Magnolia 'Little Gem' <i>Magnolia grandiflora</i> <i>'Little Gem'</i>		Light -Full Sun Plant Shape - Columnar Spread - 10 to 15 feet Height -15 to 20 feet Growth Rate -Moderate Flowering - Spring then off/on	Specimen. A smaller version of the Magnolia Grandiflora. Suited to all sized yards.	Evergreen. Beautiful white, sweet scented flowers.
	Trumpet Tree <i>Tabebuia aurea</i> , <i>heterophylla</i> , <i>impetiginosa</i> .		Light -Full Sun Plant Shape - Columnar Spread - 10 to 15 feet Height -15 to 25 feet Growth Rate -Moderate Flowering - Winter/Spring	Great single specimen trees for medium-sized yards as well as pretty accents in larger properties.	Small gnarly tree with deeply furrowed bark. Available in yellow, pink and purple varieties. Low wind resistance.
<h2 style="text-align: center;">SHRUBS AND TROPICALS</h2>					
	Adam's Needle <i>Yucca filamontosa</i>		Light - Full Sun Plant Shape - Round Spread - 3 to 4 feet Height - to 5 feet Growth Rate - Moderate Flowering - Spring	Accent and specimen.	Evergreen. Rigid leaves, spiny tips. Flower stalk takes several years to appear.
	African Iris <i>Dietes vegeta</i>		Light - Full Sun Plant Shape - Upright Spread - 1 to 2 Height - 1 to 2 feet Growth Rate - Moderate Flowering - Spring/Summer	Massing and accent.	Attractive white or yellow flowers.








	Agapanthus <i>Agapanthus africanus</i> 'Lily of the Nile', 'African Lily'		Light - Part Sun to Part Shade Plant Shape - Upright, clumping Spread - 1 to 2 feet Height - 1.5 to 4 feet Growth Rate - Moderate Flowering - Spring/Summer	Massing, accent or specimen. Good tropical garden choice.	Large globe-shaped blue flowers, evergreen strappy leaves.
	Agave <i>Agave spp.</i>		Light -Full Sun Plant Shape - Varied Spread - 3 to 10 feet Height -3 to 6 feet Growth Rate -Slow Flowering - Varies	Specimen or accent. Choose species adapted to landscape design.	Dramatic foliage, varied colors and forms. Very low maintenance. Showy with sharp spines. Many varieties are available.
	Allamanda <i>Allamanda schottii</i>		Light -Full Sun to Partial Sun Plant Shape - Round Spread - 4 to 7 feet Height - 5 to 6 feet Growth Rate -Varies Flowering - Summer/Fall	Accent plant. Allamanda forms a loose, semi-open, medium-sized shrub.	Attracts butterflies. Yellow flowers.
	Alocasia, Elephant Ear <i>Alocasia spp.</i>		Light -Partial Sun to Shade Plant Shape - Varies Spread - up to 8 feet Height - up to 6 feet Growth Rate -Varies Flowering - Summer/Fall	Tropical accent plant.	Numerous cultivated species; available in many sizes and colors. Prefers moist, organic soil.
	Arboricola <i>Schefflera Arboricola</i>		Light - Full Sun to Full Shade Plant Shape -Mounded Spread - 6 to 15 feet Height - 10 to 15 feet Growth Rate - Fast Flowering - Winter	Accent, hedges or foundation plants. Looks best lightly trimmed to maintain shape. Can be kept at 2 - 3 feet.	Green and variegated cultivars available. 'Dazzle', 'Capella', 'Trinette', 'Green'. Orange fruit in winter. Few pest problems.






	Bahama senna <i>Senna mexicana</i>		Light -Full Sun to Partial Shade Plant Shape - Round, spreading Spread - 3 to 6 feet Height - 2 to 4 feet Growth Rate -Varies Flowering - Fall/Winter	Small spreading specimen shrub.	Attracts butterflies. Yellow flowers. Lives 3-5 years, but will reseed.
	Bridal Bouquet Frangipani <i>Plumeria pudica</i>		Light - Full Sun Plant Shape - Vase, Upright Spread - 6 to 8 feet Height -6 to 8 feet Growth Rate -Moderate Flowering - Summer	Specimen shrub.	Evergreen. Shrub with showy, fragrant white flowers and large foliage.
	Bird of Paradise Orange <i>Strelitzia Reginae</i>		Light - Full Sun to Partial Shade Plant Shape - Vase, Upright Spread - 2 to 4 feet Height -3 to 5 feet Growth Rate -Moderate Flowering - Spring/Summer	Tropical accent Plant.	Inflorescence suggests bird in flight; more profuse on mature plants.
	Bird of Paradise White <i>Strelitzia nicolai</i>		Light - Full Sun to Partial Shade Plant Shape - Upright, Clumping Spread - 15 to 20 feet Height -20 to 30 feet Growth Rate -Fast Flowering - Spring	Tropical accent Plant. A standout in the landscape. Very large plant suited to large yards.	The interesting flowers are white with a dark blue tongue, resembles bird's head.
	Bougainvillea <i>Bougainvillea spectabilis</i> spp.		Light - Full Sun Plant Shape - Spreading, Round Spread - Variable Height - Variable Growth Rate -Fast Flowering -Periodically all year	Vine can be trained to stand alone, on fixed structures, as a sprawling shrub, or allowed to grow naturally.	Evergreen, shrubby vine. Dwarf and medium sized varieties available. Thorny. Excess watering inhibits flowering.

	Bromeliad <i>Bromeliaceae genera spp.</i>		Light - Full Sun to Shade Plant Shape - Spreading, Round Spread - Varies Height -Varies Growth Rate -Moderate Flowering -Periodically	Accent. Bold, often colorful leaves and exotic flower spikes. Tropical appearance in garden.	Large family of plants with large variety of shapes, colors and light requirements. Certain types are native to Florida.
	Buttonwood, Green <i>Conocarpus erectus</i> Buttonwood, Silver <i>Conocarpus erectus var. sericeus</i>		Light - Full Sun to Partial Shade Plant Shape - Vase, varies Spread - Varies Height -Varies Growth Rate -Moderate Flowering - Spring/Summer/Fall	Specimen plant, shade tree, hedge.	Larval host plant for butterflies, and attracts pollinators. Can be grown as a tree or trimmed to shrub or hedge.
	Cape Honeysuckle <i>Tecoma capensis</i>		Light - Full Sun to Partial Shade Plant Shape -Varies with trim Spread - Up to 6 feet Height - 3 to 10 feet (as shrub) Growth Rate -Fast Flowering - Off/On all year	Rambling shrub. Not a true honeysuckle.	Attracts butterflies, birds, hummingbirds. Produces clusters of trumpet-shaped yellow, apricot, red, or orange flowers.
	Clerodendrum <i>Clerodendrum spp.</i>		Light - Full Sun to Partial Shade Plant Shape - Vase, Upright Spread - varies Height -8 to 15 feet Growth Rate -Fast Flowering - Winter/Spring/Summer	Specimen shrub. Varieties include: Starburst - white/pink; Pagoda Flower- coral; Pink Glory - pink.	Prefer morning sun and dappled sun or shade in the afternoon. Once established, very drought tolerant. Spreads quickly by root runners.
	Clusia <i>Clusia rosea</i> 'Pitch Apple' <i>Clusia guttifera</i>		Light - Full Sun to Partial Shade Plant Shape - Rounded Spread - 15 to 20 feet Height - 25 to 30 feet Growth Rate - Slow Flowering - Spring/Summer	Specimen tree, hedge, accent or tree form.	Semi-succulent. Thick, leathery leaves. 'Clusia guttifera' has smaller leaves.






	Cocoplum <i>Chrysobalanus icaco</i>		Light - Full Sun to Partial Shade Plant Shape - Upright Spread - 10 to 20 feet Height - 5 to 15 feet Growth Rate - Moderate Flowering -Periodically	Can be used as a hedge or screen plant.	Evergreen. Edible fruit, provides food for wildlife. Red-tipped variety most common.
	Copperleaf spp. <i>Acalypha spp.</i>		Light - Sun to Partial Shade Plant Shape - Upright, Round Spread - 6 to 8 feet Height - 6 to 12 feet Growth Rate - Fast Flowering -Spring/Fall	Hedge, accent, mass plantings, specimen.	Numerous cultivars with varying leaf color, size and shape. Cold sensitive.
	Crinum Lily spp. <i>Crinum spp.</i>		Light - Full to Part Sun Plant Shape - Upright, Clumping Spread - 5 to 7 feet Height - 5 to 7 feet Growth Rate - Fast Flowering -All year periodically	Large, eye-catching focal points in landscape.	Bulb bearing perennial. Exotic flowers in white or purple/pink. Requires moisture.
	Croton spp. <i>Codiaeum</i>		Light - Full Sun to Part Shade Plant Shape - Variable Spread - Variable Height - Variable Growth Rate - Moderate Flowering - Summer	Tropical accent, hedge or specimen. Provide color in tropical landscape.	Numerous varieties available. Wide variety of leaf color, size and shape.
	Crown of Thorns <i>Euphorbia milli</i>		Light - Full Sun to Part Sun Plant Shape - Upright, irregular Spread - 3 to 5 feet Height - 3 to 5 feet Growth Rate - Moderate Flowering - All year	Abundantly flowering border or accent plant.	Semi-succulent, thorny. Heat tolerant and drought resistant. Red, coral, yellow flowers. Irritating white sap when cut. Varieties available.







	Dombeya, Florida Hydrangea <i>Dombeya wallichii</i>		Light - Full Sun Plant Shape - Oval Spread - 4 to 7 feet Height - 4 to 7 feet Growth Rate - Fast Flowering - Winter	Large, robust ornamental shrub. Specimen, can be trained as small tree or topiary.	Attracts pollinators. Beautiful, red to pink pom-pom flowers. Needs frequent fertilizing.
	Dracena, Song of India <i>Dracaena reflexa</i>		Light - Part Shade to Part Sun Plant Shape - Upright, Irregular Spread - 6 to 10 feet Height - 8 to 15 feet Growth Rate - Slow Flowering - Summer	Specimen, border, accent. Swirling, meandering habit.	White flower. High drought tolerance. Provides good garden contrast.
	Dracaena, Tricolor <i>Dracaena marginata</i> 'Red-edge Dracaena'		Light - Partial Sun to Partial Shade Plant Shape - Upright Spread - 3 to 8 feet Height - 8 to 15 feet Growth Rate - Slow Flowering - Summer	Accent tropical plant. Upright, unbranched stems. Useful in narrow spaces. Spiky green leaves edged in purplish-red.	Extremely tough and resilient, forgiving, and easy to propagate. Many other species available.
	Jasmine, Star <i>Trachelospermum jasminoides</i>		Light - Full Sun Plant Shape -Sprawling, Mounding Spread - 5 to 10 feet Height - 5 to 10 feet Growth Rate - Fast Flowering - All year	Vine or shrub.	Highly fragrant flowers, may be grown on a support structure. Most often used as shrub.
	Jasmine, Downy Jasmine, Wax <i>Jasminium multiflorum</i> <i>Jasminium volubile</i>		Light - Full Sun Plant Shape -Round, Mounding Spread - 3 feet Height - 3 feet Growth Rate - Fast Flowering - All year	Hedge or accent. Left untrimmed for natural look or hedged for a more formal look.	No fragrance.







	Firebush, Native <i>Hamelia patens</i> var. 'Patens' Dwarf Firebush <i>Hamelia patens</i> 'Compacta'		Light - Full Sun to Partial Sun Plant Shape -Round Spread - 3 to 6 feet Height - up to 10 feet Growth Rate - Fast Flowering - On/off all year	Flowering hedge. Native variety grows taller and has brighter flowers, more open growth habit.	Attracts butterflies and other pollinators. Dwarf, non-native variety can be kept more compact; very fast grower requires frequent pruning.
	False Agave <i>Furcraea foetida</i>		Light - Full Sun Plant Shape -Rosette Spread - up to 9 feet Height - up to 9 feet Growth Rate - Moderate Flowering - Flower Stalk on mature plant	Accent or specimen. Resembles agave, but has thinner leaves.	Produces a tall flower stalk. Does not have spikes. Good substitute for true agave.
	Firecracker Plant <i>Russell equisetiformis</i>		Light - Full Sun to Partial Sun Plant Shape - Waterfall Spread - 3 to 5 feet Height - 4 to 5 feet Growth Rate - Moderate to Fast Flowering - Year Round	Single shrub or hedge. Firecrackers need plenty of room for their signature arching form.	Attracts pollinators. Needs space. Cannot be tamed to stay small. Wispy free-form with cascading fiery red blooms.
	Florida Privet <i>Forestiera segregata</i>		Light - Full Sun to Partial Shade Plant Shape - Upright Spread - 5 to 10 feet Height - 10 to 15 feet Growth Rate - Fast Flowering - Winter - Early Spring	Hedge, screen or specimen tree. Can be trained into a specimen tree with early clipping.	Attracts butterflies, pollinators and birds. Takes shearing and clipping well.
	Gardenia <i>Gardenia jasminoides</i>		Light - Full Sun to Partial Shade Plant Shape - Round Spread - 5 to 8 feet Height - 6 to 8 feet Growth Rate - Moderate Flowering - Spring-Early Summer	Gardenias can be used as specimen plantings or massed.	Many cultivars are available with variation in form, flower type, and plant size. Fragrant flowers. Prefers acid soil.








	Gold Mound Duranta <i>Duranta repens ssp.</i>		Light - Full Sun to Partial Shade Plant Shape - Upright Spread -5 to 8 feet Height - 4 to 7 feet Growth Rate - Fast Flowering - Throughout year	Accent, shrub or hedge. Use sparingly for pop of color. Yellow leaves, small purple flowers	Evergreen. Butterfly attractor. Fruit is poisonous to humans and pets. Birds are able to use the berries as a food source.
	Green Island Ficus <i>Ficus microcarpa 'Green Island'</i>		Light - Full Sun to Partial Shade Plant Shape - Upright, Rounded Spread -5 to 8 feet Height - 8 to 10 feet Growth Rate - Slow Flowering - Throughout year	Border, accent, foundation, low hedge, groundcover.	Evergreen. Uses extremely versatile. Can easily be kept at 3 feet.
	Hibiscus <i>Hibiscus rosa sinensis spp.</i>		Light - Full Sun to Partial Shade Plant Shape - Upright, round Spread -5 to 8 feet Height - 8 to 10 feet Growth Rate - Fast Flowering - Nearly year-round	Low spreading shrubs to upright tree forms. Great plant for tropical gardens.	Evergreen. Hummingbirds and butterflies attractor. Can be trained to tree form. Weeping form available. Shrub can be kept 4 to 6 feet.
	Indian Hawthorn <i>Raphiolepis indica 'Alba'</i>		Light - Full Sun to Part Shade Plant Shape - Upright, round Spread -2 to 3 feet Height - 2 to 3 feet Growth Rate - Fast Flowering - Spring/Summer	Foundation, massing, border.	Attracts birds. Low maintenance, drought tolerant. Small white flowers, followed by blue/black berries in summer.
	Ixora <i>Ixora coccinea spp.</i>		Light - Full Sun to Partial Shade Plant Shape - Upright, Oval Spread -Varies w/ cultivar Height - Varies w/ cultivar Growth Rate - Slow Flowering - Nearly year-round	Specimen, hedges, borders, screens. Shearing to maintain a hedge will reduce the flower display.	Evergreen. Attracts pollinators. Needs frequent fertilization. Several varieties available including dwarf.






	Jatropha <i>Jatropha integerrimas</i>		Light - Full Sun to Partial Shade Plant Shape - Round, Vase Spread - 5 to 10 feet Height - up to 15 feet Growth Rate - Moderate Flowering - Nearly year-round	Shrub or small tree with red flowers.	Evergreen. Attracts pollinators. Handles pruning well, can be kept at shrub size. Drought tolerant. All parts of this plant are poisonous if ingested.
	Knock Out Rose <i>Rosea</i>		Light - Full Sun Plant Shape - Round, Vase Spread - 3 to 5 feet Height - 3 to 5 feet Growth Rate - Fast Flowering - Nearly year-round	Specimen, accent, anchor plant.	Drought tolerant, self cleaning, and resistant to black spot and powdery mildew. Low maintenance.
	Lantana - Native and Sterilized Varieties Only <i>Lantana involucrata</i> <i>Lantana depressa</i>		Light - Full Sun Plant Shape - Variable by cultivar Spread - 1 to 5 feet Height - 3 to 5 feet Growth Rate - Fast Flowering - Spring/Summer	Accent or border plant.	Deciduous. Attracts pollinators. Invasive varieties: <i>Lantana montevidensis</i> - Trailing Lantana <i>Lantana camara</i> - Lantana
	Loropetalum <i>Loropetalum chinensis</i> 'Chinese Fringe Flower'		Light - Full Sun to Part Shade Plant Shape - Vase Spread - 8 to 10 feet Height - 6 to 15 feet Growth Rate - Moderate Flowering - Spring	Shrub, mass planting, border.	Evergreen. Bright pink flowers, burgundy colored foliage. Dwarf cultivars are available. Can be pruned to shrub height of 5 - 6 feet.
	Myrsine <i>Rapanea punctata</i>		Light - Full Sun to Shade Plant Shape - upright Spread - 3 to 8 feet Height - 8 to 15 feet Growth Rate - Moderate Flowering - Late Summer	Specimen, hedge or screen. Good plant for a naturalized garden.	Evergreen. Small black berries. Attracts wildlife.

	Natal Plum - Carissa <i>Carissa Macrocarpa</i> ('Boxwood Beauty' and 'Emerald Blanket')		Light - Full Sun to Partial Sun Plant Shape -Round Spread - 3 feet Height - 2 feet Growth Rate - Slow Flowering - On/off all year	Accent, groundcover, shrub, foundation or screening.	Evergreen. Dense dark green foliage, fragrant, spiny.
	Oleander <i>Nerium oleander</i>		Light - Full Sun to Light Shade Plant Shape - Round, Upright Spread - 10 to 15 feet Height - 10 to 15 feet Growth Rate - Fast Flowering - Spring/Summer/Fall	Screen,accent, shrub or mass planting. Dwarf cultivars reaching 4 feet in height, work well in smaller spaces without pruning.	All parts of this plant are poisonous if ingested. Several color options available. 'Petite Pink' is most popular dwarf.
	Panama Rose <i>Rondeletia leucophylla</i>		Light - Full Sun to Partial Shade Plant Shape - Upright Spread - 10 to 12 feet Height - 12 to 15 feet Growth Rate - Fast Flowering - Winter/Spring	Single specimen, small mass planting, accent.	Dark pink, scented flowers. Attracts pollinators. Easily maintained, can be kept 3 to 5 feet tall.
	Philodendron <i>Philodendron spp.</i>		Light - Shade to Partial Sun Plant Shape - Round, mounded Spread - Varies by cultivar Height - Varies by cultivar Growth Rate - Moderate Flowering - Throughout year	Tropical accent plant.	Commonly used varieties include: Selloum - 6 to 12 feet Hope - up to 4 feet Xanadu - up to 3 feet
	Pittosporum <i>Pittosporum tobira</i>		Light - Partial Shade to Partial Sun Plant Shape - Rounded, upright Spread - 8 feet Height - 8 to 12 feet Growth Rate - Moderate Flowering - Spring	Screen, hedge, informal border, mass planting, can be trained to tree form.	Flowers have pleasant fragrance.


	Plumbago <i>Plumbago Auriculata</i>		Light - Full or Partial Sun Plant Shape - Sprawling, loose Spread - 3 to 10 feet Height - 3 to 10 feet Growth Rate - Moderate Flowering - Spring/Summer/Fall	Accent or hedge.	Evergreen. Blue flowers. Attracts pollinators. Can be pruned to compact form, or left to sprawl. Requires frequent fertilization.
	Podocarpus <i>Podocarpus macrophyllus</i> Podocarpus Pringles <i>Podocarpus macrophyllus</i> 'Pringles Dwarf'		Light - Sun to Partial Shade Plant Shape - Round Spread - 20 to 25 feet Height - 30 to 40 feet Growth Rate - Slow Flowering - Not showy	Dark green, evergreen leaves, yew podocarpus used as a dense screen or hedge.	Conifer. Can be kept at 5 to 7 feet. 'Pringles' grows 2 to 4 feet. 'Gracilior' is a weeping tree form.
	Pandanus <i>Pandanus baptistii variegata</i> 'Dwarf Pandanus'		Light - Partial Sun to Partial Shade Plant Shape - Clumping Spread - 5 feet Height - Up to 5 feet Growth Rate - Moderate Flowering - Insignificant	Ornamental grass, accent or shrub.	Tough, low maintenance. Adds nice contrast in garden.
	Sea Grape <i>Coccoloba uvifera</i>		Light - Full Sun to Partial Sun Plant Shape - Upright, open Spread - 3 - 35 feet Height - 10 to 50 feet Growth Rate - Moderate Flowering - Spring/Summer	Specimen plant. Seagrape can be pruned into a tree, bush, hedge, windbreak, or ground cover.	Large leathery leaves. Produces edible, sweet fruit. Can be kept at 5 to 8 feet.
	Shell Ginger <i>Alphinia Zerumbet</i>		Light - Partial Sun to Partial Shade Plant Shape - Upright Spread - 5 to 8 feet Height - 4 to 7 feet Growth Rate - Moderate Flowering - Throughout year	Ground cover and space filler. Nice addition to a tropical garden.	The leaves of this plant are variegated green and yellow with an attractive flower.





	Simpson Stopper <i>Myrcianthes fragans</i>		Light - Full Sun to Partial Shade Plant Shape - Upright, spreading Spread - 15 feet Height - 20 feet Growth Rate - Slow Flowering - Spring	Hedge, accent or tree form. Attractive, smooth, exfoliating bark on trunk.	Evergreen. Attracts pollinators and birds. Fragrant, white flowers. Low maintenance.
	Snow Bush <i>Breynia distichia</i>		Light - Partial Sun to Partial Shade Plant Shape - Rounded, Vase Spread - 4 to 7 feet Height - 5 to 8 feet Growth Rate - Moderate Flowering - Summer/Fall	Specimen, accent or group planting.	Variegated foliage and red berries. Requires pruning to deter weediness.
	Stromanthe 'Triostar' <i>Stromanthe sanguinea</i> 'Triostar'		Light - Partial Shade to Shade Plant Shape - Rounded Spread - 1 to 3 feet Height - to 5 feet Flowering - None	Accent plant. Requires a shady, protected location. Colorful foliage.	Tops of the leaves are variegated white and green, undersides are dark pink.
	Texas Sage <i>Leucophyllum Frutescens</i>		Light - Sun Plant Shape - Round Spread - 3 to 5 feet Height - 3 to 5 feet Growth Rate - Slow Flowering - On/Off all year	Low hedge, specimen.	Silvery foliage, purple flowers and drought-tolerant. Does not tolerate shearing.
	Thryallis <i>Galphemia Gracilis</i>		Light - Full Sun to Light Shade Plant Shape - Airy, mounding Spread - 4 to 6 feet Height - 4 to 6 feet Growth Rate - Fast to Moderate Flowering - Summer/Fall	Informal hedges, mass plantings. Well suited to sunny, well-drained sites.	Low maintenance, drought resistant. Thryallis should not be sheared into a hedge, but maintained in natural, free-flowing form.








	Ti Plant <i>Cordyline Terminalis</i>		Light - Partial Sun to Shade Plant Shape - Upright Spread - 2 to 4 feet Height - 3 to 10 feet Growth Rate - Moderate Flowering - Spring	Tropical accent. Fits into narrow spaces. Can add architectural interest.	Burgundy to dark green to pink strappy leaves. Many varieties available. Bottom can become leggy.
	Viburnum 'Suspensum' <i>Suspensum, sandankwa</i>		Light - Full Sun to Partial Shade Plant Shape - Arching, Erect Spread - 6 to 10 feet Height - 6 to 12 feet Growth Rate - Fast Flowering - Winter - Spring	Accent or hedge.	Evergreen. Can be trimmed to 3 to 5 feet.
	Viburnum 'Sweet Viburnum' <i>Viburnum odoratissimum</i>		Light - Full Sun to Part Sun Plant Shape - Round Spread - 15 to 25 feet Height - 25 to 30 feet Growth Rate - Slow Flowering - Spring	Hedge or screen. Can be trained into tree form. Can be kept at 4 to 6 feet.	Evergreen. Sweet scented flowers. Cold tolerant. 'Awabuki' variety has larger, shiny leaves.
	Walters Viburnum <i>Viburnum obovatum</i> 'Mrs. Schillers Delight' Dwarf variety		Light - Full Sun to Full Shade Plant Shape - Oval, Upright Spread - 6 to 12 feet Height - 6 to 12 feet Growth Rate - Moderate Flowering - Winter/Spring	Clipped hedge or tall screen. Great shrub for shearing into a topiary, espalier or formal hedge.	Evergreen. White flowers. Prefers moist to wet sandy soil. Can be trimmed to 5 or 6 feet. Dwarf variety available, 2 to 4 feet.
	Wax Myrtle <i>Myrica cerifera</i>		Light - Full Sun to Partial Shade Plant Shape - Vase, Round Spread - 20 to 25 feet Height - 15 to 25 feet Growth Rate - Fast Flowering - Inconspicuous	Background or hedge plant.	Evergreen. Attracts wildlife. Short lived. Does not take shearing well.

	Wild Coffee <i>Psychotria nervosa</i>		Light - Partial Shade to Full Shade Plant Shape - Mounding, Round Spread - 4 to 8 feet Height - 4 to 10 feet Growth Rate - Fast Flowering - Spring/Summer	Specimen, screening.	Evergreen. Other varieties available. Red fruit provides food for wildlife. Reseeds.
	Yaupon Holly <i>Ilex vomitoria</i> 'Schillings Dwarf'		Light - Full Sun to Partial Shade Plant Shape - Mounding, Round Spread - 1.5 to 3 feet Height - 1.5 to 3 feet Growth Rate - Slow Flowering - Spring	Compact groundcover or shrub, shaped hedge.	Evergreen. Low maintenance, drought resistant.
	Yesterday Today and Tomorrow <i>Brunfelsia grandiflora</i>		Light - Full Sun to Partial Shade Plant Shape - Upright Spread - 5 to 8 feet Height - 7 to 10 feet Growth Rate - Moderate Flowering - On/Off all year	Accent, specimen or large shrub. Beautiful flower display, repeat blooming from purple to white.	Deciduous. Toxic to dogs and cats.

VINES







	Bougainvillea <i>Bougainvillea spectabilis</i>		Light - Full Sun Plant Shape - Spreading, round Spread - 15 to 40 feet Height - Dependent on support Growth Rate - Moderate Flowering - Winter/Year-round	Vining specimen, hedge, groundcover. Can be grown on supporting structure, trimmed to shrub height or tree form.	Optimal blooming requires full sun and dry conditions. Non-vining cultivars available.
--	--	---	--	--	---









	Confederate Jasmine <i>Trachelospermum jasminoides</i>		Light - Full Sun to Partial Shade Plant Shape - Vining Spread - to 20 feet Height - Dependent on support Growth Rate - Moderate Flowering - Spring	Vine, shrub or screen. Grows best on a supportive structure.	Evergreen. Highly fragrant flowers. Will flower more heavily in sunny areas. Also used as shrub.
	Coral Honeysuckle <i>Lonicera sempervirens</i>		Light - Full Sun to Partial Shade Plant Shape - Vining Spread - 4 to 6 feet Height - 15 to 20 feet Growth Rate - Fast Flowering - Summer/Fall	Woody, twining vine. Grows best on a supportive structure.	Evergreen. Bright red or orange flowers. Attracts pollinators and hummingbirds.
	Mandevilla <i>Mandevilla splendens</i> spp.		Light - Full Sun Plant Shape - Vining Spread - Dependent on support Height - Dependent on support Growth Rate - Moderate Flowering - Summer/Year-round	Robust screening vine with trumpet shaped flowers. Grows best on a supportive structure.	Evergreen in tropical areas. Heat tolerant. Varieties include: Red, Pink and White. Non-vining cultivars available.
<h2 style="text-align: center;">GROUNDCOVERS</h2>					
	Asiatic Jasmine <i>Trachelospermum asiaticum</i>		Light - Full Sun to Partial Sun Plant Shape - Groundcover Spread - to 3 feet Height - 6 to 12 inches Growth Rate - Fast Flowering - Inconspicuous	Low maintenance groundcover that is great for mass plantings and turfgrass alternatives.	Evergreen. Drought tolerant.

	Baby Sun Rose <i>Aptenia cordifolia</i>		Light - Full Sun Plant Shape - Prostrate Spread - Spreading Height - 0.5 feet Growth Rate - Slow Flowering - Spring/Summer/Fall	Groundcovers for smaller areas.	Succulent. Bright flower, sun-loving, trailing. Prefers dry conditions.
	Beach Sunflower <i>Helianthus debilis</i>		Light - Full Sun Plant Shape - Massing Spread - Spreading Height - 1 to 2 feet Growth Rate - Fast Flowering - Spring/Summer/Fall	Bright and pretty groundcover in dry areas.	Yellow flowers. Extreme drought tolerance. Very low maintenance. Continuous bloom because of reseeding.
	Dwarf Clusia, Nana <i>Clusia rosea 'Nana'</i>		Light - Full Sun to Partial Shade Plant Shape - Rounded Spread - 2 to 3 feet Height - 2 to 3 feet Growth Rate - Slow Flowering - Spring/Summer	Low-growing, spreading shrub.	Semi-succulent. Drought tolerant. Thick, leathery leaves.
	Flax Lily, variegated <i>Dianella tasmanica</i>		Light - Full Sun to Partial Shade Plant Shape - Clumping, open Spread - 1 to 3 feet Height - 1 to 3 feet Growth Rate - Moderate Flowering - Spring/Summer	Groundcover, border plant, accent plant.	Varieties available. Blue/purple flowers.
	Foxtail Fern <i>Asparagus densiflorus</i>		Light - Sun to Partial Shade Plant Shape - Upright Spread - 2 to 4 feet Height - 1 to 2 feet Growth Rate - Fast Flowering - Periodically	The asparagus fern may be used as a specimen, border, ground cover, bedding plant, or container plant.	Evergreen. Stiff, wiry, fern-like. Small white flowers, pea-sized red berries. Popular bedding plant.

	Ground Orchid <i>Spathoglottis plicata</i>		Light - Partial Shade Plant Shape - Rounded, clumping Spread - 1 to 2 feet Height - 1 to 2 feet Growth Rate - Slow Flowering - Spring/Summer	Perennial bedding plant, purplish flowers and pleated leaves.	Yellow varieties available.
	Holly Fern <i>Cyrtomium falcatum</i>		Light - Partial Shade Plant Shape - Loose clumps Spread - 2 to 3 feet Height - 2 to 3 feet Growth Rate - Slow Flowering - Spring/Summer	Tough, leathery fern. Ground cover, prefers rich soil.	Ferns can work as graceful groundcovers for shade. Several other varieties of native ferns available for SW Florida landscape.
	Liriope <i>Liriope spicata</i>		Light - Partial Shade to Partial Sun Plant Shape - Upright, spreading Spread - 1 to 2 feet Height - 1 to 2 feet Growth Rate - Moderate Flowering - Spring/Summer	Durable groundcover or border plant.	Evergreen. Forms a solid ground cover in a few years. Purple flowers.
	Mexican Heather <i>Cuphea hyssopifolia</i>		Light - Full Sun to Partial Shade Plant Shape - Rounded Spread - 2 to 3 feet Height - 1 to 2 feet Growth Rate - Moderate Flowering - Year-round	Groundcover valued for toughness. Heather-like appearance with purple flowers.	Evergreen. Also known as 'False Heather'. Can be pinched to encourage bushiness. Can be used as miniature shrub.
	Mondo Grass <i>Ophiopogon japonicus</i>		Light - Full Sun to Shade Plant Shape - Mound, spreading Spread - 1.5 to 2 feet Height - 6 to 12 inches Growth Rate - Slow Flowering - none	Dark green grass-like mounds.	Similar to Liriope, but smaller. Can tolerate some foot traffic.

	Oyster Plant Dwarf <i>Tradescantia spathacea</i> 'Dwarf'		Light - Partial Shade Plant Shape - Upright, Rosette Spread - Spreading Height - 8 inches Growth Rate - Fast Flowering - Year-round	Good ground cover and space filler. Varieties available.	Extremely tough, drought resistant.
	Parsons Juniper <i>Juniperus c. parsonii</i> spp.		Light - Full Sun to Partial Sun Plant Shape - Spreading Spread - Wide spreading Height - 1 to 2.5 feet Growth Rate - Slow Flowering - None	Groundcover. Often used as understory.	Conifer. Needle-like foliage that branches out in a horizontal growth pattern. Low maintenance.
	Peperomia <i>Peperomia obtusifolia</i>		Light - Shade to Partial Shade Plant Shape - Clumping, Spreading Spread - 1 to 2 feet Height - 6 to 12 inches Growth Rate - Slow Flowering - Inconspicuous	Groundcover; thick broad leaves. Prefers moist, protected places.	Also known as Baby Rubber Plant.
	Perennial Peanut <i>Arachis glabrata</i> 'Ecoturf'		Light - Full Sun Plant Shape - Spreading Spread - Spreading vine Height - 4 to 8 inches Growth Rate - Slow Flowering - Spring/Summer	Ground cover, low growing, tough, aggressive.	Drought tolerant, seedless. Yellow-Orange flowers.
	Purple Queen <i>Tradescantia pallida</i>		Light - Full Sun Plant Shape - Spreading Spread - Spreading vine Height - 4 to 8 inches Growth Rate - Moderate Flowering - Spring/Summer	Sprawling, groundcover produces deep purple foliage and stems when grown in full sun.	Evergreen. Drought tolerant once established. Provides thick coverage when maintained.

	Sedum (Stone Crop) <i>Sedum breviflorum</i>		Light - Full Sun to Partial Shade Plant Shape - Low, spreading Spread - Spreading Height - 0.5 to 1 feet Growth Rate - Moderate Flowering - Summer/Fall	Groundcover.	Evergreen. Lavender flowers. Fleshy, succulent leaves and stems, has clusters of small, starry flowers.
	Society Garlic <i>Tulbagia violacea</i>		Light - Full Sun to Light Shade Plant Shape - Upright, Clumping Spread - Upright, spreading Height - 1 to 2 feet Growth Rate - Moderate Flowering - Spring/Summer/Fall	Clump-forming herbaceous perennial with narrow, grass-like green leaves and clusters of small lilac flowers	Very drought tolerant. Lavender flowers, attracts butterflies. Leaves smell like garlic when crushed.
GRASSES					
	Cordgrass <i>Spartina bakeri</i>		Light - Full Sun Plant Shape - Vase Spread - 3 to 5 feet Height - 3 to 4 feet Growth Rate - Moderate Flowering - Fall	Accent, border, edging, mass planting	Good native grass for shorelines of ponds. Tolerant of wet soil.
	Elliott's Love Grass <i>Eragrostis elliottii</i> Purple Love Grass <i>Eragrostis spectabilis</i>		Light - Full Sun Plant Shape - Upright Spread - 1 to 2 feet Height - 1 to 2 feet Growth Rate - Fast Flowering - Year-round	Mass or border planting or as groundcover. Tufted clumps with stiff, arching leaves.	Does well in nutrient-poor soils, is drought-tolerant. Seeds provide food for small animals.

	Florida Gamagrass (Dwarf) Fakahatchee <i>Tripsacum floridanum</i>		Light - Full Sun to Partial Shade Plant Shape - Upright, clumping Spread - 2 to 3 feet Height - 2 to 3 feet Growth Rate - Moderate Flowering - Spring - inconspicuous	This plant forms a clump that works well as an accent, massing, or planted as a border.	Easy to grow and propagate. Larval food plant for Bussus Skipper butterfly.
	Fountain Grass <i>Pennisetum setaceum</i> 'Rubrum'		Light - Full Sun Plant Shape - Upright Spread - 2 to 4 feet Height - 4 to 6 feet Growth Rate - Fast Flowering - Summer/Fall	Accent or specimen plant or planted in mass as a border.	Smaller cultivar. 'Rubrum Dwarf' grows 2.5 to 3 feet tall.
	Muhly Grass <i>Muhlenbergia capillaris</i>		Light - Full Sun Plant Shape - Upright Spread - 1 to 3.5 feet Height - 2 to 4 feet Growth Rate - Fast Flowering - Fall	Hedge, specimen plant, mass planting.	Evergreen. Showy pink/purple flowers and fruits, interesting foliage. Extreme drought tolerance.
	Wiregrass <i>Aristida stricta</i>		Light - Full Sun to Partial Shade Plant Shape - Erect then arching Spread - 1 to 3 feet Height - 1 to 4 feet Growth Rate - Fast Flowering - Spring/Summer/Fall	Border or edging plant.	Brown flowers. Primary food source for gopher tortoises. Birds and small wildlife eat the seeds.
	INDICATES FLORIDA NATIVE PLANT				

DO NOT PLANT LIST

Australian pine	<i>Casuarina species</i>	Very invasive.
Areca Palm	<i>Chrysalidocarpus lutescens</i>	High maintenance. Unattractive.
Bamboo, Running	<i>Momopodial or Leptomorph</i>	Very invasive.
Brazilian Pepper, 'Florida Holly'	<i>Schinus terebinthifolius</i>	Very invasive. Poisonous
Cactus species		Dangerous spines, doesn't fit Verandah natives look
Earleaf Acacia	<i>Acacia auriculifomis</i>	Very invasive.
Ficus trees, shrubs	<i>Ficus species</i>	Very invasive.
Fishtail Palm	<i>Caryota mitis</i>	High maintenance.
Fruiting trees		Attracts unwelcome wildlife.
Lantana, Bush Lantana	<i>Lantana camara</i>	Toxic
Melaleuca, paper tree	<i>Melaleuca quinquenervia</i>	Very invasive.
Mexican Petunia	<i>Ruellia simplex C. Wright</i>	Very invasive.
Mother-in-Law's Tongue, Snake Plant	<i>Sanseveria hyacinthoides</i>	Spreads aggressively.
Norfolk Pine		Highly susceptible to wind and storm damage,
Paurotis Palm	<i>Acoelorrhaphe wrightii</i>	High maintenance, large clumping palm. Needs frequent trimming.
Royal Poinciana	<i>Delonix regia</i>	Too large for most yards. Grows to immense size. Produces pods.
Traveler's Palm	<i>Ravenala madagascariensis</i>	Too large for most yards. Spreads to immense size.
Water Hyacinth	<i>Eichhornia crassipes</i>	Very invasive.

FLORIDA FRIENDLY LANDSCAPING

A Florida Friendly Yard is a landscape that is designed and maintained according to nine principles. In addition to creating a healthy landscape the guidelines help reduce environmental impacts. The program was developed by The Florida Department of Environmental Protection and the University of Florida Institute of Food and Agricultural Sciences. The 9 principles are as follows:

- Right Plant Right Place
- Water Efficiently
- Fertilize Appropriately
- Mulch
- Attract Wildlife
- Manage Yard Pest Responsibly
- Recycle Yard Waste
- Reduce Storm Water Runoff
- Protect the waterfront

Details of the guidelines can be found on the Florida-Friendly Landscaping Program website listed below.

The guidelines, the 'VCA Approved 'Florida Friendly' Resident Plant List' and the following tips should assist you in selecting, designing and managing your landscape.

PLANT SELECTION

1. Match your plant selection with the growing conditions of your site. Consider water and light requirements, soil conditions, and other factors such as wind resistance.
2. Consider the mature size of your plant in relation to size of your site and surrounding plants.
3. Mix native plants with non-native Florida Friendly plants for an interesting grouping. Native plants are generally drought tolerant and pest resistant and have adapted to Florida's climate.
4. Select plants with similar needs such as water and light.
5. Consider the maintenance of the plant. Will it need frequent trimming or deadheading of spent blooms? Does it need frequent fertilizing? Does it need regular dividing?

Note: Communities with sub HOAs have companies hired to do standard landscaping for all homes in the community such as mowing and trimming. They are not required to address special needs. It is the homeowner's responsibility to maintain plants that require additional care.

PLANT PLACEMENT

1. Choose plants that are in scale to your home. Be aware of the mature size of the tree, palm or shrub you select. A small home with a small yard should have smaller scaled plants than a larger home.
2. Consider the mature height, canopy spread and root system of the tree you would like to plant. Trees should be planted at least 15-20 feet from your house foundation. Some trees such as Live Oaks have extensive roots that can interfere with underground utilities and raise pavers.
3. Consider neighboring yards. Will your tree, palm or shrub eventually grow into your neighbors, forcing competition for space, light and nutrients?
4. Follow the Elements and Principles of Design when designing your garden. Choose plants that repeat, color, form and shape that allow your eye to travel throughout your design.
5. Do not overcrowd plants. They need ample room to grow. Plants grow to about 85% of the maximum mature spread noted on charts.

HELPFUL GARDENING LINKS

Florida-Friendly Landscaping™ Program <https://ffl.ifas.ufl.edu/>

South Florida Plant Guide <https://www.south-florida-plant-guide.com/>

IFAS Planting Calendar <https://edis.ifas.ufl.edu/publication/EP452>

Florida Native Plant Society <https://www.fnps.org/plants>

GLOSSARY

ACCENT PLANT – plant that is used singly or in groups to add emphasis.

COLD TOLERANT – can withstand below freezing temperatures for a short period of time.

CONIFER – cone producing trees with needle-like leaves.

CULTIVAR – a plant that has been grown from a stem cutting, grafting or tissue cultures so that it retains the characteristics of parent plant.

CYCAD - palmlike plants of tropical regions, bearing large male or female cones. Cycads were abundant during the Triassic and Jurassic eras.

DECIDUOUS – losing foliage in autumn or winter months.

DROUGHT TOLERANT - once established plant can survive on natural precipitation with infrequent watering or withstand dry periods.

EVERGREEN – has green leaves throughout the entire year.

FLORIDA FRIENDLY PLANT – known to do well in our area with the right growing conditions.

GROUNDCOVER – plants that spread to cover an area.

HARDWOOD - trees that have broad leaves rather than needle-like leaves.

HERBACEOUS – plants that do not have woody stems.

HYBRID - the result of cross-pollinating two different plant varieties and then collecting and growing the seeds that the plants produce.

INVASIVE – non-native plant that grows and spreads quickly, disrupting plant communities, i.e., Brazilian Pepper.

LARVAL FOOD PLANT – specific plants on which adult butterflies lay eggs.

NATIVE – vegetation indigenous to an area; has adapted to our soils and climate. In Florida, native refers to vegetation in existence before Columbus.

PERENNIAL – a plant that lives more than two years.

POLLINATORS – bees, butterflies, hummingbirds that move pollen from one plant to another.

PRUNING – removing overgrown branches or stems to enhance growth and fullness.

SEMI-DECIDUOUS – only partial leaf retention in autumn and winter.

SHEARING – shearing is for plants in formal landscapes. Shearing concentrates on the outer portion of the plant.

SOIL pH – Acid soil conditions below pH of 7; alkaline soil conditions above the pH of 7. Most soil in the Verandah is alkaline.

SPECIMEN – individual plant located as a stand-alone highlight in landscape design.

SPECIES – class of plants whose members have the same characteristics.

Spp. – indicates several species of the same plant.

TOXIC – a plant when touched or ingested, in sufficient quantities, can be harmful.

VARIETY – a plant grown from seed so that it has the same characteristics as the parent plant.